



**2009** M.T.H. RailKing®  
**Train Sets**  
& Accessories

The Highest Quality Train Sets You Can Buy

# A WORLD OF YOUR OWN IN THREE DIMENSIONS



In a world where much childhood play takes place on a two-dimensional screen, model railroading offers a form of play that is both old-fashioned and timeless. For more than a hundred years, children have been using toy trains — along with construction sets, toy figures, empty boxes, and anything else at hand — to build their own imaginary worlds. While all of this

can be accomplished today on a computer screen, there's still enormous value in building something with your hands, making it operate, and sharing it with your friends. Childhood development experts call it "unstructured, imaginative, free play" and they say it helps kids grow mentally and socially. We just think it's fun, and having fun has to be a good thing.

## IT'S ALL HERE

In this catalog, we offer everything you need to build a miniature world of your own — or just put up a train around the Christmas tree, or anything in-between. You'll find trains that are realistic and others that are whimsical, like our Silver Bullet® and M&M'S® sets.

Each of our ready-to-run sets includes everything you need to get started, all in one box. To expand your layout, we offer well over a hundred RailTown™ buildings and accessories; RealTrax®, the most complete track system for toy trains; and a variety of safe, UL-approved transformers.



All of our models are O gauge, the most popular size for children for more than fifty years. While model trains come in a variety of sizes, we think O gauge offers the most fun for beginning model railroaders — see page 3 for why we believe that's true. M.T.H. trains are fully compatible with O gauge trains from other manufacturers such as Lionel® and Atlas®.

## START WITH THE BEST

We strive to make M.T.H. train sets The Highest Quality Train Sets You Can Buy, because we want to make your toy train experience a great one, and we want to keep you as a customer. Like the toy trains of decades ago, our trains are designed to provide years of enjoyment and stand up to childhood play. Compare our sets with those of our competitors, and you'll find M.T.H. trains are made of better materials, run more smoothly, last longer, and offer more features.

We invite you now to turn the page and see what we have to offer. We hope you'll find items in this catalog that will surprise and delight you, and encourage you to begin a model railroading adventure of your own.

## Table of Contents

### About M.T.H. Trains . . . . . 2

Why an M.T.H. set is the best way to start your model railroading journey



### Train Sets . . . . 6

All-in-one-box train sets in a wide variety of styles and price ranges, each with everything you need to get started

### Additional Cars . . . . . 36

Rolling stock to add color and interest to your layout

### Accessories . . . . . 52

Buildings, signals, people and other accessories to help create your imaginary world.



### Track . . . . . 80

Expand your railroad empire with RealTrax, the most complete, yet economical O gauge track system.

### Transformers . . . . . 84

As your layout grows, choose from a variety of transformers to satisfy increasing power needs — all U.L.-approved for safety.

### Digital Command System . . . 86

When you're ready for the ultimate in 21st-century train control, check out DCS — the M.T.H. Digital Command System.

### M.T.H. Railroaders Club . . . . 90

### Mega-Station Retailers . . . . 92

### www.mthtrains.com . . . . . 93

# M.T.H. TRAINS ARE MORE FUN!

The Proto-Speed Control™ built into Proto-Sound 2.0 acts like the cruise control on a car, keeping your train moving at the speed you select, regardless of hills and curves.

## VIVID ENGINE SOUNDS

Proto-Sound crystal-clear digital sounds: the wail of a diesel horn; the melody of an authentic steam whistle; the bell alerting passengers to your arrival or departure; steam chuff or diesel roar; and crew conversations.

## STATION SOUNDS

Proto-Sound passenger engines feature arrival and departure announcements of famous passenger trains. Freight engines include Freight Yard Proto-Effects, a symphony of freight terminal sounds.

## SYNCHRONIZED CHUFF AND PUFF

Like a real steam engine, M.T.H. steamers feature puffs of smoke and steam chuff sounds synchronized with the drive wheels. Better than any other toy train, an M.T.H. locomotive portrays the drama of a steam engine slowly chuffing and puffing as it pulls out of a station and gets up to speed.

## REMOTE UNCOUPLING

Proto-Sound steam and diesel engines offer remote uncoupling anywhere on your layout, accompanied by the clank of the coupler opening and the hiss of air hoses parting.

## SPEED CONTROL

Many toy trains have two speeds: fast and faster. Most M.T.H. locomotives feature Proto-Sound® 2.0, our unique sound and control system that allows our engines to throttle down to a s-l-o-w crawl, high-ball down the main line, or maintain any speed in-between.

## GREAT SMOKE

Our steam engines feature fan-driven ProtoSmoke™, the most powerful smoke system in the hobby.



THIS FIREMAN SLIDES DOWN THE POLE IN OUR ANIMATED **FIRE STATION**, PAGE 84.



WATCH THESE WORKERS MOVE THE FREIGHT ON THIS **ANIMATED TRANSFER DOCK**, PAGE 85.



GIVE YOUR ENGINEERS THE ALL-CLEAR SIGN WITH A VARIETY OF **LIGHTED SIGNALS**, PAGE 67.



THIS **SIGNAL MAN** SWINGS OUT OF HIS BOXCAR WITH A LIGHTED LANTERN, PAGE 37.



USE THIS **OPERATING WATER TOWER** TO FILL UP YOUR TENDER; SEE PAGE 69.

# O GAUGE IS MORE FUN!

We think O gauge is the perfect size for a child's first electric train. Standing about twice the size of HO trains, O gauge trains are more fun because:

**They stay on the track:** O gauge trains hold the track better at the high speeds that children often prefer.

**They're easy to handle:** The larger size of O gauge trains makes them easier for children to handle than smaller-gauge trains — and much easier to place on the track, couple, and uncouple.

**They're impressive:** Size and weight make an O gauge train a memorable toy that will make a long-term impression on a child, it's hard to beat an O gauge train.

**They do things:** As seen here and elsewhere in this catalog, O gauge offers a variety of operating, animated cars and accessories that is unmatched by any other scale or gauge.



TO THE TRAINS  
WWW.MTHTRAINS.COM




# QUALITY AND VALUE COMPARE BEFORE YOU BUY



RAILKING READY-TO-RUN TRAIN SETS INCLUDE TRACK, TRANSFORMER, INTERACTIVE DVD WITH TRACK LAYOUT SOFTWARE AND OPERATOR'S MANUAL.



EVERY RAILKING PASSENGER CAR HAS A DETAILED, LIGHTED INTERIOR AND DIE-CAST METAL TRUCKS AND COUPLERS.



EVERY RAILKING LOCOMOTIVE FEATURES DURABLE METAL GEARS, WHEELS, AXLES, AND COUPLERS.



EVERY RAILKING FREIGHT CAR FEATURES DIE-CAST METAL TRUCKS AND COUPLERS, WITH HIDDEN UNCOUPLING PLATES (NOT OLD-FASHIONED "THUMBSTACKS")



EVERY RAILKING READY-TO-RUN SET FEATURES REALTRAX® SNAP-TOGETHER TRACK, BUILT TO STAND UP TO THE RIGORS OF CHILDHOOD PLAY.



MOST RAILKING SETS FEATURE THE Z-1000™, THE MOST POWERFUL TRAIN SET TRANSFORMER IN O GAUGE.

At M.T.H., we consider the ready-to-run train set our best opportunity to make a great impression on any newcomer to the wonderful world of model railroading. That's why we don't skimp on the quality and value you'll find in every RailKing® ready-to-run starter set. Compare our sets with those of our competitors and you'll see what makes an M.T.H. starter set the best way to begin your model railroading journey.

# READY-TO-RUN SET FEATURES



As explained on the previous pages and detailed below, M.T.H. train sets are loaded with features you won't find in smaller gauge trains or in other O gauge sets. The following lists cover the general features found in RailKing sets. For a specific listing of each set's features, visit our Web site at [www.mthtrains.com](http://www.mthtrains.com).

## SET CONTENTS

### O Gauge RailKing Sets\* (except trolleys) include:

- Locomotive
  - 3-Car passenger or freight consist
  - 31" x 51" 12-piece RealTrax® oval
  - Lighted track Lock-On, with wires to connect to transformer
  - UL-approved 100-watt Z-1000™ transformer
  - RailWare interactive™ DVD with track layout software
- \* Coors Silver Bullet set does not include track or transformer; Pennsylvania and M&M's F3 sets on pages 24 and 26 include UL-approved 50-watt Z-500 transformer and 10-piece RealTrax oval.

### O Gauge RailKing Trolley Sets include:

- Lighted trolley with bump-reverse
- 31" 8-piece RealTrax® circle
- Lighted track lock-on, with wires to connect to transformer
- UL-approved 20-watt ZDC transformer
- RailWare™ interactive DVD with track layout software

## LOCOMOTIVE FEATURES

### Proto-Sound 2.0 Steam Engines Feature:

- Die-cast metal boiler\* and chassis
- Flywheel-equipped motor
- Synchronized puffing ProtoSmoke™
- Operating headlight
- All-metal wheels and gears
- Proto-Sound® 2.0 sound and control system featuring locomotive speed control and CD-quality digital sounds that include whistle, bell, steam chuff, Passenger or Freight Station Proto-Effects™, crew conversations, and atmospheric sounds.
- Remotely controlled Proto-Coupler™ on tender

\* Coors Silver Bullet Locomotive features ABS boiler

### LocoSound Steam Engines Feature:

- Die-cast metal boiler and chassis
- Flywheel-equipped motor
- Synchronized puffing ProtoSmoke™
- Operating headlight
- All-metal wheels and gears

- LocoSound Sound and control system featuring locomotive speed control and sounds that include whistle, bell and steam chuff
- Remotely controlled Proto-Coupler™ on tender

### RailKing Diesel Engines Feature:

- Intricately detailed, durable ABS body
- Metal frame
- Die-cast metal pilots and trucks
- Twin flywheel-equipped motors
- Operating headlight
- All-metal wheels and gears
- Proto-Sound® 2.0 sound and control system featuring locomotive speed control and CD-quality digital sounds that include horn, bell, diesel motor, Passenger or Freight Station Proto-Effects™, crew conversations, and atmospheric sounds.\*
- Horn & Bell Loco's in Pennsylvania and M&M's sets Only Feature Horn and Bell Sounds
- 2 remotely controlled Proto-Couplers™

## ROLLING STOCK FEATURES

### RailKing Freight Cars Feature:

- Intricately detailed durable ABS body
- Die-cast metal trucks with smooth-rolling metal wheels and axles
- Die-cast metal operating knuckle couplers
- Opening doors on boxcars
- Lighted interiors on cabooses
- Colorful, attractive paint schemes

### RailKing Passenger Cars Feature:

- Intricately detailed durable ABS body
- Interior seating and overhead lighting
- Die-cast metal trucks with smooth-rolling metal wheels and axles
- Die-cast metal operating knuckle couplers
- Colorful, attractive paint schemes



**The Highest Quality Train Sets You Can Buy**


# Christmas Express Steam Train Set



The holiday season and toy trains have always gone together. What better way to create your own family's version of this classic tradition than to include a beautifully decorated Christmas set around your holiday tree. Trimmed in traditional Christmas colors, the M.T.H. *Christmas Express* set captures the spirit and fun of model railroading in an affordable train set that will last for years.

The unique, CD-quality sounds of the *Christmas Express* will amaze your friends and family. Imagine their faces when the whistle wails, the bell clangs, or the conductor announces Santa's next station stop! Of course, seeing the puffing smoke from the locomotive as it pulls its three-car consist with die-cast metal trucks and operating metal couplers is even more impressive and tells all who see it that this is one great set. For even more fun, add Santa's coal hopper or smoking hot chocolate car. As with all RailKing Ready-to-Run sets, the *Christmas Express* includes a 12-piece RealTrax oval that assembles in minutes and can be placed right on the carpet or floor for a temporary holiday layout.

**Christmas Express Steam Train Set**  
30-4201-1 w/Proto-Sound 2.0 \$329.95



**Christmas - 4-Bay Hopper Car**  
30-75318 \$39.95

**Santa's Hot Chocolate Smoking Tank Car**  
30-73292 \$59.95



# Rudolph the Red-Nosed Reindeer™ Set



A train set is a great way to start your family's model railroading tradition and our RailKing Rudolph the Red-Nosed Reindeer® set might be your perfect choice. The locomotive is decorated in red & black colors and sports a red headlight guiding Santa's train through the countryside. This creative adaptation of a 2-8-0 Consolidation features a heavy all-metal steam engine boiler and chassis that feels as strong as it runs. The all-metal gears, wheels and axles will ensure a lifetime of fun and the unique sounds of Proto-Sound 2.0 will amaze your friends and family.

Imagine their faces when the whistle wails or the exclusive Rudolph Proto-Effects begin playing the sound clips from one of television's most timeless Christmas shows. Of course, seeing the synchronized puffing locomotive pull its three distinctive freight cars each equipped with sprung die-cast metal trucks and operating metal couplers is even more impressive and tells all who see it that this is one great set. As with all RailKing Ready-to-Run sets, the 12-piece RealTrax oval assembles in minutes and can be placed right on the carpet for a quick, temporary layout.



Rudolph the Red-Nosed Reindeer © and ® The Rudolph Company, L.P. "Rudolph the Red-Nosed Reindeer" animated program © Classic Media, Inc. All Rights Reserved.



**Rudolph the Red-Nosed Reindeer® Steam Train Set**  
30-4173-1 w/Proto-Sound 2.0 \$349.95



**Rudolph the Red-Nosed Reindeer® Elves 4-Bay Hopper Car**  
30-75246 \$42.95



**Rudolph the Red-Nosed Reindeer® Bumble™ Modern Tank Car**  
30-73236 \$44.95



**Rudolph the Red-Nosed Reindeer® Revolving Action Car**  
30-79183 \$69.95

# Christmas Trolley Set



**Christmas Trolley Set**  
30-4172-1 w/Proto-Sound 2.0 \$119.95




**Happy Holidays - Box Car**  
30-74532 \$44.95



**Christmas - Box Car**  
30-74531 \$44.95

Introduce someone you love to model railroading with the magic of a RailKing Ready-To-Run trolley set — or run it around your own Christmas tree to complement your holiday decor.

This colorful trolley features a lighted interior, metal wheels and gears, and a long-lasting motor. It operates on any O Gauge track system including the easy-to-assemble 8-piece RailTrax circle included with the set. Optional track bumpers can be added to take advantage of the Automatic Bumper Reversing Mechanism (ABRM) that changes the trolley's direction when it hits a track bumper.



## See Santa Swing out of his Box Car with a Lighted Lantern!



**Christmas - Operating Box Car w/Signal Man**  
30-79261 \$59.95

# Pennsy Broadway Limited Train Set



The *Broadway Limited* was the premier train of the premier railroad in America. In an era before air travel was common, the Pennsylvania Railroad's *Broadway* — along with its rival, the New York Central's *Twentieth Century Limited* — were the way to travel between New York and Chicago in style. At the end of a long day at work, you could board the train, have a gourmet dinner in the diner while the porter made up your bed, be rocked to sleep by the gentle motion of your sleeping car, wake up to a fine breakfast, and arrive at your destination in time for a morning meeting.

Imagine you're a CEO or movie star taking in the view from the rear platform of the observation car, as the locomotive's whistle echoes off the Appalachian mountainsides. Our recreation of the Pennsy's finest name train features realistic whistle, bell, and steam chuff sounds, huge plumes of puffing smoke, and station announcements for the *Broadway Limited*. For even more fun, add extra lighted passenger cars, each with interior detail — this heavy, die-cast steam locomotive has plenty of power to get them over the mountains.



**Pennsylvania - 4-Car O-27 Madison Passenger Set**  
33-6237 \$179.95



**Pennsylvania Broadway Limited Set**  
30-4137-1 w/Proto-Sound 2.0 \$329.95



**Pennsylvania - O-27 Madison Coach**  
33-6227 \$44.95



**Pennsylvania - O-27 Madison Diner**  
33-6223 \$44.95



**Pennsylvania - O-27 Madison Combine**  
33-6225 \$44.95

# Pennsylvania Freight Train Set



**Pennsylvania Freight Train Set**  
30-4136-1 w/Proto-Sound 2.0 \$329.95  
30-4136-0 w/Loco-Sound \$249.95  
(Loco-Sound engine has bell, whistle, and chuff sounds only, plus speed control and puffing smoke)



**Pennsylvania - Flat Car w/(1) Camper**  
30-76353 \$39.95



**Pennsylvania - Ore Car**  
30-75323 \$42.95

In its heyday, the Pennsylvania Railroad was one of the largest transportation systems the world had ever seen. Over its 30,000 miles of track roamed thousands of locomotives and tens of thousands of cars, most of them designed by the railroad itself and many of them built in the road's own shops in Altoona, PA. Its conquest of the Appalachian Mountains at Horseshoe Curve, just west of Altoona, was and still is a landmark of railroad engineering, carrying freight and passengers between the East and the Midwest.

Relive the glory days of the "Standard Railroad of the World" with this rugged, hard-working freight set. With its huge plumes of puffing smoke, deep chuffing sound, and wailing whistle, it's easy to imagine you're battling your way west across Horseshoe Curve to deliver the goods to Chicago or St. Louis. For even more fun, add extra cars decorated for the Pennsylvania and other railroads — this heavy, die-cast steam locomotive has plenty of power to pull them.



**Pennsylvania - Box Car**  
30-74556 \$39.95



# Caterpillar® Freight Mover Steam Train Set



The story of Caterpillar dates back to the late 19th century when Daniel Best and Benjamin Holt each searched for ways to harness the promise of steam tractors for farming. By 1910, Benjamin's company had developed the gasoline track-type tractor. Daniel had retired, but his son, C. L., formed a new company and developed his own line of gasoline track-type tractors. In 1925, the two companies merged into Caterpillar Tractor Co., combining their experiences and talents into one product line.

We've created a special train set, naturally featuring a steam locomotive, to celebrate the early Caterpillar years when Best and Holt utilized steam power to create their earliest tractors. Our creative adaptation of the 2-8-0 steam locomotive features a heavy all-metal steam engine boiler and chassis that feels as strong as it runs. The metal gears, wheels and axles ensure a lifetime of fun and the unique sounds of Proto-Sound 2.0 will amaze your friends and family.

They'll watch in amazement as the synchronized puffing locomotive pulls its three distinctive freight cars, each equipped with sprung die-cast metal trucks and operating metal couplers. As with all RailKing Ready-to-Run sets, the 12-piece RealTrax oval assemblies in minutes and can be placed right on the carpet for a quick, temporary layout.

**Caterpillar® Freight Mover Steam Train Set**  
30-4180-1 w/Proto-Sound 2.0 \$349.95



**Caterpillar® 50' Double Plug Door Boxcar**  
30-74545 \$49.95



**Caterpillar® - Flat Car w/ CAT 432D Side Shift Backhoe**  
30-76349 \$69.95



© 2009 Caterpillar  
CAT, CATERPILLAR, their respective logos, "Caterpillar Yellow" and the POWER EDGE trade dress, as well as corporate and product identity used herein, are trademarks of Caterpillar and may not be used without permission.





# Harley-Davidson® Electra Glide® Set



The Harley-Davidson® 2-8-0 Consolidation freight set is a great way to introduce a newcomer to model railroading. Decorated in classic Harley-Davidson® colors, this creative adaptation of the 2-8-0 steam engine features a heavy all-metal steam engine boiler and chassis that feels as strong as it runs. The all-metal gears, wheels and axles will ensure a lifetime of fun and the unique sounds of Proto-Sound 2.0 will amaze friends and family alike.

Imagine their faces when the whistle wails or the exclusive Freight Yard Proto-Effects begin playing the classic sounds of Harley-Davidson® motorcycles loading up at the factory! Of course, seeing the synchronized puffing locomotive pull its three distinctive freight cars with sprung die-cast metal trucks and operating metal couplers is even more impressive and tells all who see it that this is one great set. As with all RailKing Ready-to-Run sets, the 12-piece RealTrax oval assemblies in minutes and can be placed right on the carpet for a quick, temporary layout.



© 2009 H-D, All Rights Reserved.

**Harley-Davidson® - 2-8-0 Steam R-T-R Train Set**  
30-4181-1 w/Proto-Sound 2.0 \$349.95

**Harley-Davidson®  
50' Double Plug Door Boxcar**  
30-74546 \$49.95



**Harley-Davidson® Box Car**  
30-74544 \$44.95

**Harley-Davidson®  
3-Dome Tank Car**  
30-73291 \$49.95



# New York Central Fast Freight Set



For much of the twentieth century, the chief rival of the mighty Pennsylvania Railroad was the New York Central. While the Pennsy headed west by conquering the Appalachian Mountains, the NYC followed an easier but less direct route, up the Hudson River Valley and then west along the shores of the Great Lakes — leading the NYC to advertise itself as the Water Level Route. The Central's mainline along the Hudson River was the first four-track long-distance railroad in the world. Along this raceway sped freight bound for the Midwest and passenger trains that included the New York-to-Chicago *Twentieth Century Limited*, one of the most famous and luxurious trains in the world.

Recreate the drama of fast freight traffic on the Water Level Route with this rugged and colorful train set, complete with die-cast metal steam engine featuring puffing smoke and bell, whistle, and freight yard sounds.

**New York Central Fast Freight Set**  
 30-4185-1 w/Proto-Sound 2.0 \$329.95  
 30-4185-0 w/Loco-Sound \$249.95



**New York Central 4-Bay Hopper Car**  
 30-75320 \$39.95



**New York Central - Modern Reefer Car**  
 30-78099 \$44.95



# 4-6-2 Bantam Pacific Steam Passenger Set



At the very apex of the Roaring Twenties, just months before 1929 stock market crash, the Central of New Jersey Railroad inaugurated its Blue Comet service between Jersey City and Atlantic City. Heading the fast, luxurious trains were the CNJ's nearly-new Baldwin-built 4-6-2 Pacifics. Three locomotives - painted in a beautiful blue livery with gold stripes, carrying the train's name on a bronze plate high on the boiler front, and numbered 831, 832 and 833 - covered The Blue Comet's fast schedule along the Jersey shoreline.

The train itself was painted in blue to symbolize the sea and sky of the Jersey shore, with a cream window band to represent both the shoreline's pristine sand and a comet streaking through the heavens. In a departure from normal railroad practice, the cars carried the train name rather than the railroad name on their letterboards. The rolling stock consisted of coaches and diners trailed by an open-platform observation, with each car named for a different comet.

The Blue Comet's glorious Baldwin Pacific joins the RailKing Line for 2008, trailed by accurately decorated, illuminated Blue Comet cars. Duplicate the drama and excitement of steam-era fast passenger service with this handsome, great-performing set, complete with billowing smoke, smooth operation at any speed from a crawl to full throttle, and authentic steam locomotive sounds and Blue Comet arrival and departure announcements.

**Jersey Central - 4-6-2 Bantam Pacific Steam Passenger R-T-R Train Set**  
30-4192-1 w/Proto-Sound 2.0 \$349.95



**Jersey Central  
O-27 Madison Coach Car**  
33-6230 \$44.95

**Jersey Central  
O-27 Madison Diner Car**  
33-6231 \$44.95



**Jersey Central - O-27 Madison Combine Car**  
33-6232 \$44.95



# 4-6-2 Bantam Pacific Steam Set



Chartered in 1827, when trains were a new invention and horses the main form of transportation, the Baltimore & Ohio Railroad was built with one goal in mind: to link East Coast cities and ports with The West - which at that time was everything on the other side of the Allegheny Mountains. As the railroad and the young country grew together, the B&O adopted the slogan "Linking 13 Great States With the Nation." Not as large or well funded as its neighbors to the north, the mighty Pennsylvania Railroad and the New York Central, the B&O competed on innovation and service. Its flagship passenger train, the Capitol Limited between New York and Chicago via Washington, was known for personalized service and luxury. A favorite of businessmen and government officials, the Capitol featured onboard secretaries, valets, manicurists, and barbers. Dining car patrons feasted on Chesapeake Bay cuisine served on fine china under crystal chandeliers.

Recreate the luxury and excitement of train travel in the steam era with this Capitol Limited set featuring illuminated cars and a B&O 4-6-2 Pacific locomotive with puffing smoke; steam whistle, bell, and other engine sounds; and Capitol Limited arrival and departure announcements.

**Baltimore & Ohio - 4-6-2 Bantam Pacific Steam Passenger R-T-R Train Set**  
30-4193-1 w/Proto-Sound 2.0 \$349.95



**Baltimore & Ohio - O-27 Madison Coach Car**  
33-6233 \$44.95



**Baltimore & Ohio - O-27 Madison Combine Car**  
33-6235 \$44.95



**Baltimore & Ohio - O-27 Madison Diner Car**  
33-6234 \$44.95



# 4-8-4 Bantam Daylight Steam Set



In 1937 the Southern Pacific Railroad trumpeted a new train in full-page magazine ads:

Let us stand by the tracks of Southern Pacific's Coast Line, as thousands now do every day and listen... Suddenly from far off comes a musical note, rising. Round a curve flashes a streak of color. Here comes the Daylight, the most beautiful train in the West!

Presenting a glorious splash of orange and red from locomotive to observation car, the Daylights linked Los Angeles and San Francisco "in a glorious daylight trip, streaking along the Pacific Ocean for more than a hundred breathless miles." Leading the trains were the Southern Pacific's class GS (for "Golden State") 4-8-4 Northern, arguably among the hand-somest steam engines ever built.

A lone GS-4, No. 4449, was saved from the scrapper restored in 1975 to pull the American Freedom train in celebration of our nation's 200th anniversary. Repainted in Daylight colors, the engine operates today in excursion service.

Add the colorful beauty of the Daylight to your own railroad with this magnificent set, featuring illuminated cars and a GS-4 locomotive with puffing smoke, a haunting steam whistle and other engine sounds, and Daylight arrival and departure announcements.



**Southern Pacific - O-27 Streamlined Combine Car**  
33-6033 \$44.95



**Southern Pacific - O-27 Streamlined Coach Car**  
33-6032 \$44.95



**Southern Pacific - O-27 Streamlined Full-Length Vista Dome Car**  
33-6034 \$44.95



# 4-8-4 Bantam J Steam R-T-R Train Set



Often called "The Last Steam Railroad in America," the Norfolk & Western relied totally on steam power until well into the 1950s, when most other railroads had already converted to diesels. The N&W's loyalty to steam was prompted by two factors. The N&W was mainly a coal-hauling railroad with most of its trackage in Virginia, West Virginia, and Ohio, so fuel was abundant and cheap. Perhaps more important, the N&W built some of the best steam engines ever made, in its own shops in Roanoke, VA. Among the finest of these was the Class J, a streamlined greyhound that could cruise at well over 90 mph. One of these massive 4-8-4 Northern survives today at the Virginia Museum of Transportation, not far from the shops where it was born.

Recreate the Norfolk & Western's daily conquest of the Appalachian Mountains with this rugged freight set. Headed by a powerful Class J Northern, this set features all-metal trucks and couplers, RealTrax that can be set up quickly on a carpet or floor, puffing smoke, and CD-quality sounds that include freight yard sound effects and the Class J's beautiful whistle, bell, and deep chuff.

## Norfolk & Western - 4-8-4 Bantam J Steam Freight R-T-R Train Set

30-4184-1 w/Proto-Sound 2.0 \$329.95



## Norfolk & Western - 4-Bay Hopper Car


30-75321 \$39.95

# 4-8-4 Bantam J Steam R-T-R Train Set



## Norfolk & Western - 4-8-4 Bantam J Steam Passenger R-T-R Train Set

30-4183-1 w/Proto-Sound 2.0 \$349.95



## Norfolk & Western - O-27 Streamlined Coach Car

33-6027 \$44.95



## Norfolk & Western - O-27 Streamlined Combine Car

33-6028 \$44.95



## Norfolk & Western - O-27 Streamlined Full-Length Vista Dome Car

33-6026 \$44.95



# Amtrak Pacific Surfliner Passenger Set



**Amtrak Pacific Surfliner Passenger Set**  
30-4198-1 w/Proto-Sound 2.0 \$379.95



**Amtrak  
2-Car Surfliner Coach and Coach/Cafe Set**  
30-6509 \$109.95



**Amtrak  
Surfliner Sleeper Coach**  
30-6510 \$54.95



Probably no other train in the world offers a surfboard rack, but in southern California that's one of the features travelers expect. The *Pacific Surfliner* plies Amtrak's second-busiest route, the 347 miles from San Luis Obispo to San Diego via Los Angeles and Santa Barbara, much of it just feet from the Pacific Ocean. Only Amtrak's Washington-to-Boston Northeast Corridor boasts more passengers.

Introduced in 2000 as a partnership between Amtrak and the State of California, *Pacific Surfliner* service is designed specifically to attract passengers away from other forms of transportation, by offering frequent service, roomy and comfortable accommodations, decent food, and panoramic views of the Pacific coastline. In an age when travelers often feel like sardines packed in a can, the *Surfliner* is a "back to the future" idea, offering the enjoyable travel that trains were once famous for.

This M.T.H. *Surfliner* set is headed by an accurate model of Amtrak's F59PHI diesel, built by the Electro-Motive Division of General Motors. Our unique Proto-Speed Control™ lets you start your train so smoothly you won't spill a drop of water in the café car, and run steadily at any speed from a crawl to over 100 mph. The F59PHI's sound system features an authentic diesel motor, horn and bell, crew conversations, *Surfliner* station announcements, and squealing brakes when you stop the train. Headlights and flashing "ditch lights" are provided for nighttime operation. Trailing the locomotive are high-level cars in accurate *Surfliner* colors with detailed, illuminated interiors. Day or night, this train is a beautiful thing to watch in action! For even more fun, add additional *Surfliner* cars; your twin-motored diesel has plenty of power to pull them.

# F-3 R-T-R Freight Train Set



In the days before air conditioning, eating chocolate in the summer was a messy affair. Legend has it that Forrest Mars Sr., son of the founder of Mars, Inc., got the inspiration for M&M'S® candy in the late 1930s. On a trip to Spain during the Spanish Civil War, he encountered soldiers eating pellets of chocolate encased in a hard sugary coating that prevented it from melting. Back at his kitchen, Mr. Mars invented the recipe for the M&M'S Plain Chocolate Candies just in time for M&M'S to become a favorite snack of American soldiers in World War II. In 1954 the famous slogan "The milk chocolate that melts in your mouth-not in your hand"® debuted in the first M&M'S candy TV ads, and in 1972 the candies became animated characters. Add the color and humor of the M&M'S Spokescandies to your own railroad with this twin-motored diesel freight set and additional M&M'S cars.

**M&M'S® - F-3 R-T-R Freight Train Set**  
30-4190-0 w/Horn & Bell \$329.95



**M&M'S® Christmas - Box Car**  
30-74537 \$49.95



**M&M'S® Happy Holidays - Box Car**  
30-74541 \$49.95



**M&M'S® Halloween - Box Car**  
30-74538 \$49.95

©/™ M&M's, the letter M and the M&M's Characters are registered trademarks of Mars, Incorporated and its affiliates. Manufactured and distributed under license by M.T.H. Electric Trains



# Trolley R-T-R Train Set



**M&M'S® - Trolley R-T-R Train Set**  
30-4191 \$129.95



**M&M'S® - 50' Double Door Plugged Boxcar**  
30-74542 \$49.95



**M&M'S® - Modern Reefer Car**  
30-78094 \$49.95



**M&M'S® Easter - Box Car**  
30-74539 \$49.95



**M&M'S® 4th of July - Box Car**  
30-74540 \$54.95

**With Blinking Sparkler!**



# Scale F-3 R-T-R Deluxe Passenger Train Set



Put your railroad to work with this deluxe Santa Fe Ready-To-Run diesel passenger set. Bearing the markings of one of America's most famous railroads, this scale sized set makes a great beginning for any family's first model train.

The scale sized Santa Fe F-3 diesel's classic warbonnet livery has been brightened up thanks to the chrome plated car body that houses the locomotive's powerful 2-motored chassis. Outfitted with all-metal wheels and gears, the engine runs as good as it looks and comes equipped with digital sound and revolutionary speed control features found only in RailKing Ready-to-Run train sets. Included are three well detailed 60' chrome plated passenger cars, each outfitted with a detailed interior and all-metal trucks, operating couplers, and metal wheels and axles ensuring years and years of fun operation.

Imagine the faces of friends and family when the horn wails or the exclusive Passenger Station Proto-Effects begin playing the sounds of a busy train station - calling out the next train and destination. Of course, seeing the flash of chrome and color when the locomotive rushes past while pulling its three distinctive cars is even more impressive and tells all who see it that this is one great set. As with all RailKing Ready-to-Run sets, the 12-piece RealTrax oval assembles in minutes and can be placed right on the carpet for a quick, temporary layout.

**Santa Fe - Scale F-3 Diesel A-Unit**  
30-2921-3 Non-Powered \$109.95



**Santa Fe - Scale F-3 R-T-R Deluxe Passenger Train Set**  
30-4202-1 Proto-Sound 2.0 \$499.95



**Santa Fe - Scale F-3 Diesel B-Unit**  
30-2921-4 Non-Powered \$99.95



**Santa Fe - 60' Streamlined ABS Coach Car**  
30-67504 \$49.95

**Santa Fe - 60' Streamlined ABS Full-Length Vista Dome Car**  
30-67505 \$54.95



# F-3 R-T-R Passenger Train Set



True to its slogan "Everywhere West," the Chicago Burlington and Quincy Railroad stretched from the metropolis of Chicago through Wisconsin's dairylands, the Big Sky Country of Montana, the Rocky Mountains of Colorado, and the plains of Nebraska. While the Burlington, or the Q as it was often called, did much of its work hauling the products of farmers and ranchers, it was most famous for innovations in passenger travel. On April 4, 1934, it introduced America's first lightweight, streamlined, diesel-powered passenger train, the Burlington Zephyr. A decade later the Q premiered the first vista-dome car. Perhaps the best dome ride ever was on the California Zephyr, operated jointly by the Q, the Denver and Rio Grande Western, and the Western Pacific Railroad. The CZ departed from Chicago and conquered both the Rockies and the Sierra Nevada Mountains on its route to Oakland, California.

Imagine you're traveling through the snow-capped Sierra Nevadas with this California Zephyr passenger set. Turn out the lights and watch the headlight slice through the darkness, followed by a string of passenger cars with illuminated interiors. The powerful, twin-motored engine features diesel motor sounds, horn and bell, crew conversations, California Zephyr station announcements, and squealing brakes when you come to a stop.

**Burlington - F-3 R-T-R Passenger Train Set**  
30-4196-1 w/Proto-Sound 2.0 \$329.95



**Burlington - O-27 Streamlined Full-Length Vista Dome Car**  
33-6044 \$44.95



**Burlington - O-27 Streamlined Coach Car**  
33-6045 \$44.95



**Burlington - O-27 Streamlined Combine Car**  
33-6046 \$44.95



# F-3 R-T-R Freight Train Set



**Pennsylvania - F-3 R-T-R Freight Train Set**  
30-4197-0 w/Horn & Bell \$199.95



**Pennsylvania - 4-Bay Hopper Car**  
30-75319 \$39.95



**Pennsylvania - Gondola Car w/Crates**  
30-72043 \$44.95



Put your railroad to work with this classic Pennsylvania Ready-To-Run diesel freight set. Bearing the markings of one of America's largest and most famous railroads, this set makes a great beginning for any family's first model train.

The F-3 diesel's classic near black Pennsylvania Brunswick Green paint scheme houses a powerful 2-motored chassis. Outfitted with all-metal wheels and gears, the engine runs as good as it looks and comes equipped with an operating horn and bell that add a level of interaction in this value-priced train set. Included are three well detailed freight cars, each outfitted with all-metal sprung trucks, operating couplers, wheels and axles designed to ensure years and years of operating fun.

A powerful 50-watt Z-500 transformer and an easy-to-assemble 10-piece RealTrax oval round out the set. Designed to grow as your layout grows, the transformer provides plenty of power for any additional cars you add behind your locomotive ensuring that this set is a great way to start your own model railroad empire.

# The Silver Bullet® Train Set



**Coors Light - Silver Bullet Train Set**  
30-1433-1 w/Proto-Sound 2.0 \$499.95



**Coors Light - Silver Bullet Operating Reefer Tail Car**  
30-78061 \$79.95



**Coors Light - Operating Reefer Car**  
30-78040 \$79.95



© 2009 MillerCoors, LLC. All rights reserved. Produced under license by M.T.H. Electric Trains. This licensed product is intended for adults of legal drinking age.

You asked for it! Since the Coors Light® Silver Bullet Train debuted in a 2004 TV ad, this imaginary train has been one of our most-requested items. For 2007, we've chosen this silver flyer to introduce a feature that has been latent in Proto-Sound® 2.0 but never used before: the ability of a locomotive to "talk to" its trailing cars or trackside accessories. At your command, The Silver Bullet® steam engine pulls into a station, playing arrival and departure sounds inspired by the television commercials and commanding its three-reefer consist to open its doors, billowing frosty smoke and revealing its chilled contents. Of course the chrome-plated Silver Bullet includes all the features found in every Proto-Sound 2.0 steamer, including a suite of sound effects, synchronized puffing smoke, and smooth cruise control operation at any throttle setting from a crawl to a speeding bullet.

Soon after its introduction in 1978, Coors Brewing Company nicknamed its light beer The Silver Bullet® because of its sleek aluminum silver can. The Silver Bullet Train delivering ice-cold refreshment from the Rocky Mountains is the brainchild of FCB-Chicago, a division of famed advertising agency Foote Cone & Belding. Although this is Coors' first use of a train in brand media advertising, Coors has long been a major shipper and receiver of products by rail. Today its Golden, Colorado brewery operates diesel switchers emblazoned with the Coors logo and sends out approximately 300 rail cars of beer every week.

Add a touch of pure fantasy and a great deal of fun to your layout with The Silver Bullet® Train and its frosty load. Activate its unique features with virtually any conventional transformer with bell and whistle buttons, or use the M.T.H. DCS system for an even more exciting operating experience.



# Box Car



**Happy Halloween - Box Car**  
30-74534 \$44.95



**Happy Thanksgiving - Box Car**  
30-74533 \$44.95



**Happy 4th of July - Box Car**  
30-74535 \$44.95



**Happy New Year - Box Car**  
30-74536 \$44.95



**Santa Fe - Box Car**  
30-74558 \$39.95

**Jersey Central - Box Car**  
30-74557 \$39.95



**Baltimore & Ohio - Box Car**  
30-74555 \$39.95

**Canadian National - Operating Box Car w/Signal Man**  
30-79259 \$59.95



**Great Northern - Operating Box Car w/Signal Man**  
30-79258 \$59.95

**Boston & Maine - Operating Box Car w/Signal Man**  
30-79260 \$59.95



# 40' High Cube Box Car



**Chesapeake & Ohio  
40' High Cube Box Car**  
30-74554 \$49.95



**Bessemer & Lake Erie  
40' High Cube Box Car**  
30-74553 \$49.95



**NASA - 40' High Cube Box Car**  
30-74552 \$49.95



**Alaska - 40' High Cube Box Car**  
30-74551 \$49.95

# 50' Double Plug Door Boxcar




**CSX - 50' Double Plug Door Boxcar**  
30-74548 \$44.95



**Union Pacific - 50' Double Plug Door Boxcar**  
30-74547 \$44.95



**Pennsylvania - 50' Double Plug Door Boxcar**  
30-74550 \$44.95



**BNSF - 50' Double Plug Door Boxcar**  
30-74549 \$44.95

# Modern Reefer



**Florida Oranges - Modern Reefer**  
30-78095 \$44.95



**Washington Apples - Modern Reefer**  
30-78096 \$44.95



**Railway Express Agency - Modern Reefer**  
30-78098 \$44.95



**Pacific Fruit Express - Modern Reefer**  
30-78097 \$44.95

# Ore Car

RailKing Freight



**Chicago NorthWestern - Ore Car**  
30-75324 \$42.95



**Duluth Missabe & Iron Range - Ore Car**  
30-75325 \$42.95



**U.S. Army - Ore Car**  
30-75326 \$42.95


# Gondola Car with Crates



**Western Maryland - Gondola Car w/Crates**  
30-72039 \$44.95



**Santa Fe - Gondola Car w/Crates**  
30-72041 \$44.95



**Milwaukee Road - Gondola Car w/Crates**  
30-72042 \$44.95



**New Haven - Gondola Car w/Crates**  
30-72040 \$44.95

# Husky Stack Car



**TTX - Husky Stack Car**  
30-76368 \$49.95



**Mass Central - Husky Stack Car**  
30-76370 \$49.95



**Kansas City Southern - Husky Stack Car**  
30-76371 \$49.95



**Canadian Pacific - Husky Stack Car**  
30-76369 \$49.95

# 3-Dome Tank Car

**Keystone - 3-Dome Tank Car**  
30-73297 \$44.95



**Tidewater Oil Company - 3-Dome Tank Car**  
30-73293 \$44.95



**Shamrock Oil and Gas - 3-Dome Tank Car**  
30-73294 \$44.95



**Mohawk Petroleum - 3-Dome Tank Car**  
30-73295 \$44.95



**Gulf Oil - 3-Dome Tank Car**  
30-73296 \$44.95



# Modern Tank Car



**Baltimore & Ohio - Modern Tank Car**  
30-73300 \$44.95



**Tropicana - Modern Tank Car**  
30-73299 \$44.95



**BNSF - Modern Tank Car**  
30-73298 \$44.95



**Penn Central - Modern Tank Car**  
30-73301 \$44.95



# Flat Car with Wheel Set




**Pittsburgh & Lake Erie - Flat Car w/Wheel Set**  
30-76364 \$44.95



**Milwaukee Road - Flat Car w/Wheel Set**  
30-76367 \$44.95



**Alaska - Flat Car w/Wheel Set**  
30-76366 \$44.95



**Union Pacific - Flat Car w/Wheel Set**  
30-76365 \$44.95

# Flat Car with Bulkheads and Pipe Load



**Southern - Flat Car - w/Bulkheads & Pipe Load**  
30-76360 \$44.95



**Chessie - Flat Car - w/Bulkheads & Pipe Load**  
30-76363 \$44.95



**Reading - Flat Car - w/Bulkheads & Pipe Load**  
30-76362 \$44.95



**Lehigh Valley - Flat Car - w/Bulkheads & Pipe Load**  
30-76361 \$44.95

# Crane and Crane Tender



**Pennsylvania - Crane**  
30-79262 \$69.95



**Northern Pacific - Crane**  
30-79265 \$69.95



**Pennsylvania - Crane Tender**  
30-79266 \$49.95



**Northern Pacific - Crane Tender**  
30-79269 \$49.95



**New Haven - Crane**  
30-79263 \$69.95



**Denver Rio Grande - Crane**  
30-79264 \$69.95



**New Haven - Crane Tender**  
30-79267 \$49.95



**Denver Rio Grande - Crane Tender**  
30-79268 \$49.95

# Flat Car with Trailer



**CSX - Flat Car w/ Trailer**  
30-76359 \$49.95



**Norfolk Southern - Flat Car w/ Trailer**  
30-76358 \$49.95



**Pennsylvania - Flat Car w/ Trailer**  
30-76357 \$49.95



**Sealand - Flat Car w/ Trailer**  
30-76356 \$49.95

# Flat Car with Vehicle Load



**Canadian National  
Flat Car w/(2) Zambonis**  
30-76350 \$44.95



**Union Pacific - Flat Car w/(1) Fishing Boat**  
30-76355 \$39.95




**Boston & Maine  
Flat Car w/(2) M-Class Mercedes**  
30-76352 \$39.95



**Milwaukee Road - Flat Car w/(2) PT Cruisers**  
30-76351 \$39.95



**CSX - Flat Car w/(1) Rescue Boat**  
30-76354 \$39.95



Look For  
**RAILTOWN™ BUILDINGS**  
and  
**RAILKING ACCESSORIES**  
At Your Local Retailer



#334 Dispatch Board  
30-9022 \$79.95  
Measures: 10 1/2" x 4 1/4" x 7 1/2"



Rotary Beacon  
30-9033 \$49.95  
Measures: 5" x 5" x 11 1/4"



#395 Floodlight Tower  
30-11078 \$49.95  
Measures: 5" x 5" x 11 1/4"



Operating Radar Tower  
30-9032 \$49.95  
Measures: 4 1/2" x 5" x 11 1/2"



Gulf - #455 Oil Derrick  
30-90316 \$99.95  
Measures: 9 3/4" x 5 3/4" x 13 3/4"



Maintenance Kit  
30-50010 \$14.95



Track Cleaning Block  
40-1099 \$17.99



Bag Of Coal  
30-50005 \$3.99



American Flag Pole/Flag  
30-9074 \$19.95  
Measures: 4 3/8" x 10 3/8"



ProtoSmoke™ Fluid (7oz.)  
Unscented 60-1045 \$12.95  
Christmas 60-1046 \$12.95  
Coal 60-1047 \$12.95  
Diesel 60-1048 \$12.95  
Woodburning 60-1049 \$12.95

ProtoSmoke™ Fluid (2 Oz.)  
Assortment (36 pieces) 60-1051 \$179.95  
Christmas 60-1051-a \$4.99  
Coal 60-1051-b \$4.99  
Diesel 60-1051-c \$4.99  
Wood Burning (Hickory) 60-1051-d \$4.99  
Coffee 60-1051-e \$4.99  
Eggs & Bacon 60-1051-f \$4.99  
Vanilla 60-1051-g \$4.99  
Candy Cane 60-1051-h \$4.99  
Barbeque 60-1051-i \$4.99  
Pipe Smoke 60-1051-j \$4.99  
Cinnamon Roll 60-1051-k \$4.99  
Apple Pie 60-1051-l \$4.99



3-Rail Bettendorf Freight Car Two Truck Pack  
30-89001 \$12.99

3-Rail Roller Bearing Freight Car Two Truck Pack  
30-89002 \$12.99

## TRADITIONAL ACCESSORIES

## O SCALE ACCESSORIES

O Scale accessories are realistic O scale models, 1/48 of the actual item's size, while Traditional accessories are more toy-like in appearance and proportions.

## MISCELLANEOUS ACCESSORIES



Santa Fe  
314 Die-Cast Girder Bridge  
30-12009 \$29.95  
Measures: 10" x 4 1/2" x 1 3/4"



Pennsylvania  
314 Die-Cast Girder Bridge  
30-12001 \$29.95  
Measures: 10" x 4 1/2" x 1 3/4"



Union Pacific  
314 Die-Cast Girder Bridge  
30-12002 \$29.95  
Measures: 10" x 4 1/2" x 1 3/4"



Reading - 314 Die-Cast Girder Bridge  
30-12006 \$29.95  
Measures: 10" x 4 1/2" x 1 3/4"



Western Maryland  
314 Die-Cast Girder Bridge  
30-12010 \$29.95  
Measures: 10" x 4 1/2" x 1 3/4"



New York Central  
314 Die-Cast Girder Bridge  
30-12003 \$29.95  
Measures: 10" x 4 1/2" x 1 3/4"

# Track Side Details




**M&M'S® - #193 Industrial Water Tower**  
30-90288 \$59.95  
Measures: 6" x 6" x 14 3/4"

©TM M&M's, the letter M and the M&M's Characters are registered trademarks of Mars, Incorporated and its affiliates.  
©MARS, Incorporated 2009



**7UP #193 Industrial Water Tower**  
30-90290 \$59.95  
Measures: 6" x 6" x 14 3/4"  
7UP is a trademark of Dr Pepper/Seven Up, Inc., used by M.T.H. Electric Trains under license. ©2009 Dr Pepper/Seven up, Inc.



**Dr Pepper #193 Industrial Water Tower**  
30-90289 \$59.95  
Measures: 6" x 6" x 14 3/4"

DR PEPPER is a trademark of Dr Pepper/Seven Up, Inc., used by M.T.H. Electric Trains under license. ©2009 Dr Pepper/Seven up, Inc.



**New York Central #193 Industrial Water Tower**  
30-90265 \$54.95  
Measures: 6" x 6" x 14 3/4"



**Coors #193 Industrial Water Tower**  
30-90291 \$59.95  
Measures: 6" x 6" x 14 3/4"

© 2009 MillerCoors, LLC. All rights reserved. Produced under license by M.T.H. Electric Trains. This licensed product is intended for adults of legal drinking age.



**#46 Crossing Gate and Signal**  
30-11017 \$39.95  
Measures: 16.5" x 3 1/2" x 5 3/4"



**Pea Green #580-1 Teardrop Lamp Set**  
30-1079-A \$19.95  
Measures: 6 3/4" Tall



**Green Base #151 Operating Semaphore**  
30-1075 \$29.95  
Measures: 9 5/8" Tall



**#450 Signal Bridge**  
30-9026 \$49.95  
Measures: 10 3/4" x 3 1/4" x 7 1/2"



**Harley-Davidson® #193 Industrial Water Tower**  
30-90110 \$54.95  
Measures: 6" x 6" x 14 3/4"

**HARLEY-DAVIDSON** SPECIAL LICENSED PRODUCT © 2009 H-D, All Rights Reserved.



**O Scale 3-Position Semaphore**  
30-11023 \$49.95  
Measures: 7" Tall



**O Scale Vertical Signal**  
30-11036 \$49.95  
Measures: 1 1/8" x 2 5/8" x 7 1/8"



**O Scale 1 Over 1 Signal**  
30-11025 \$49.95  
Measures: 7" Tall



**O Scale 3 Over 3 Vertical Signal**  
30-11024 \$49.95  
Measures: 6 3/4" Tall



**O Scale Cantilevered Signal Bridge**  
30-11009 \$49.95  
Measures: 8 1/2" x 2 1/2" x 6 1/2"



**O Scale Floodlight Tower Set**  
30-11039 \$69.95  
Measures: 3" x 1 1/8" x 13 1/2"



**Operating Traffic Light Set - Double Lamp**  
30-1089-2 \$34.95  
Measures: 5" Tall

**Operating Traffic Light Set - Single Lamp**  
30-1089-1 \$29.95  
Measures: 5" Tall




**O Scale Dwarf Signal**  
30-11011 \$24.95  
Measures: 1" x 1 7/8" x 1 3/4"



**O Scale Position Light Signal Lamps**  
30-11030-A \$15.95  
Measures: 1 1/4" Tall



**O Scale Operating Crossing Flasher Set w/Sound**  
30-11014 \$59.95  
Measures: 5 1/2" x 2 1/2" x 1"



**O Scale Pennsy Signal Bridge**  
30-11030 \$59.95  
Measures: 12 5/8" x 3 15/16" x 10 1/16"



**O Scale Operating Crossing Gate Signal Set**  
30-11012 \$59.95  
Measures: 8 1/2" x 2" x 8"



**O Scale Modern Operating Crossing Signal**  
30-11006 \$49.95  
Measures: 7" Tall

# Track Side Details



**"O" Lamp Set Street Gas Light**  
30-11033 \$24.95  
Measures: 3/4" x 4 3/8"



**Black - "O" Lamp Set - Round**  
30-1078 \$24.95  
Measures: 4" Tall



**"O" Lamp Set Triple Park Light**  
30-11034 \$29.95  
Measures: 3/4" x 4 7/16"



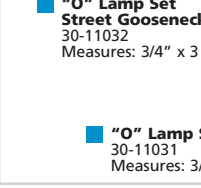
**Black - "O" Lamp Set Hexagonal**  
30-1062 \$24.95  
Measures: 4" Tall



**"O" Lamp Set Street Gooseneck Light**  
30-11032 \$24.95  
Measures: 3/4" x 3 7/8"




**Black - "O" Lamp Set - Square**  
30-1079 \$24.95  
Measures: 4" Tall



**"O" Lamp Set - Platform Light**  
30-11031 \$24.95  
Measures: 3/4" x 4 3/8"



**O Scale Water Column**  
30-11007 \$29.95  
Measures: 4" Tall



**Sanding Tower**  
30-11040 \$29.95  
Measures: 1 3/16" x 1 1/4" x 10 3/8"



**2-Piece Crate Set**  
30-50027 \$9.95



**6-Piece Barrel Set**  
30-50024 \$9.95



**2-Piece Generator Set**  
30-50028 \$9.95

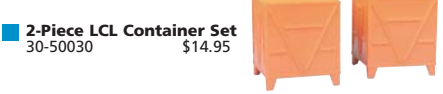


**8-Piece Pipe Set**  
30-50023 \$9.95

**8-Piece Log Set**  
30-50008 \$14.95  
Measures: 5" Long



**MTH Steel - I-Beam 8-Piece Set**  
30-50007 \$12.95  
Measures: 7 1/4" Long



**2-Piece LCL Container Set**  
30-50030 \$14.95



**Trash Container (2)**  
30-50037 \$29.95



**2-Piece Cement LCL Container Set**  
30-50029 \$14.95



**O Scale Tell Tale**  
30-11026 \$19.95  
Measures: 8" x 3"



**Circus - Lighted Billboard**  
30-90287 \$29.95  
Measures: 7 1/2" x 5 3/4" x 6"



**Pittsburgh Brewing Co. Lighted Billboard**  
30-90286 \$29.95  
Measures: 7 1/2" x 5 3/4" x 6"



**Harley-Davidson® - Lighted Billboard**  
30-90285 \$29.95  
Measures: 7 1/2" x 5 3/4" x 6"



**M&M'S® - Lighted Billboard**  
30-90283 \$29.95  
Measures: 7 1/2" x 5 3/4" x 6"

**DCS - Lighted Billboard**  
30-90041 \$29.95  
Measures: 7 1/2" x 5 3/4" x 6"



**Rolling Rock - Lighted Billboard**  
30-90284 \$29.95  
Measures: 7 1/2" x 5 3/4" x 6"


© 2009 Anheuser-Busch, Inc. All Rights Reserved.



**Yellow - #395 Floodlight Tower**  
30-9025 \$49.95  
Measures: 5" x 5" x 11 1/4"

Water spout lowers to simulate filling tender with water. See it operate at [www.mthtrains.com](http://www.mthtrains.com).

**Operating O Scale Water Tower**  
30-11028 \$89.95  
Measures: 7 1/2" x 11" x 10 1/4"



**Hi-tension Tower Set**  
30-1056 \$59.95  
Measures: 20" x 6 3/8" x 6 3/8"

Accessories

# Track Side Details

**Cream & Green  
RailKing Hell Gate Bridge**  
30-9021 \$199.95  
Measures: 34 1/2" x 15 1/4" x 15"



**Double Track!**



**Dark Gray & Red  
RailKing Hell Gate Bridge**  
30-90219 \$199.95  
Measures: 34 1/2" x 15 1/4" x 15"

**White - Fence Set**  
30-50002 \$9.95  
Measures: 16" x 13"



**HOUSE NOT INCLUDED**



**O Scale Pedestrian  
2-Track Crosswalk**  
30-9066 \$59.95  
Measures: 16 1/8 x 13 3/8 x 7 7/8

**O Scale Pedestrian Crosswalk**  
30-9053 \$49.95  
Measures: 11 5/8" x 13 3/8" x 7 7/8"



**Yellow - Die-Cast Fire Truck**  
30-50035 \$29.95  
Measures: 6 1/4" x 2 1/8" x 1 7/8"



**Red - Die-Cast Fire Truck**  
30-50034 \$29.95  
Measures: 6 1/4" x 2 1/8" x 1 7/8"



**White - Die-Cast Fire Truck**  
30-50041 \$29.95  
Measures: 6 1/4" x 2 1/8" x 1 7/8"



**Road Sign Set (2 Each)**  
30-1087 \$14.95  
Measures: 2" Tall

**Each Car comes in Two  
Different Colors**



**Roadster Hardtops - 32 Pack  
Vehicle Set**  
30-50044 \$199.95  
Measures:

Colors and Models are Subject to Change



**Opening  
Side Doors**

**Harley-Davidson® - Vendor Trailer**  
30-50039 \$29.95




© 2009 H-D, All Rights Reserved.



**Interior  
Illumination**

**Budweiser® - Vendor Trailer**  
30-50042 \$29.95

© 2009 Anheuser-Busch, Inc. All Rights Reserved."



**Telephone Pole Set**  
30-1088 \$14.95  
Measures: 5 3/4" Tall



**O Scale Flashing Barricades (4)**  
30-11021 \$29.95  
Measures: 1" x 1" x 2"

**Accessories**

# People



**Miners - 6-Piece Figure Set #6**  
30-11058 \$19.95



**Assortment 3 - 6-Piece Figure Set**  
30-11073 \$19.95



**Passenger #4 - 12-Piece Passenger Figure Set**  
30-11068 \$29.95



**Fire House Employees 6-Piece Figure Set #2**  
30-11046 \$19.95



**6-Piece Figure Set #8**  
30-11060 \$19.95




**Passenger #3 - 12-Piece Passenger Figure Set**  
30-11067 \$29.95



**Assortment 2 - 6-Piece Figure Set #12**  
30-11075 \$19.95



**Assortment 1 - 6-Piece Figure Set #12**  
30-11074 \$19.95



**Subway - 12-Piece Passenger Figure Set**  
30-11063 \$29.95



**Assortment 2 - 6-Piece Figure Set**  
30-11072 \$19.95



**Assortment 1 - 6-Piece Figure Set**  
30-11071 \$19.95



**Undecorated - 120-Piece Passenger Figure Set**  
30-11043 \$29.95



**Harley-Davidson® - 5-Piece Motorcycle Figure Set #1**  
30-11076 \$19.95



**Christmas 6-Piece Figure Set**  
30-11062 \$24.95



**Railroad Workman 12-Piece Figure Set #3**  
30-11066 \$29.95



**8-Piece Locomotive Cab Figure Set**  
30-11064 \$29.95



**Harley-Davidson® - 4-Pack Motorcycle Set**  
30-90126 \$19.95  
(Includes (1) 2001 Dyna Low Rider®, (1) 2002 Fat Boy®, (1) 2002 1200cc Sportster®, (1) 2003 V-Rod®)

Die-Cast Metal!



**Harley-Davidson® - 4-Pack Motorcycle Set**  
30-11077 \$19.95  
(Includes (1) 2000 Dyna Super Glide®, (1) 2001 Springer Softail®, (1) 2001 Dyna Wide Glide®, (1) 2001 Road King®)

Accessories



# Buildings

**Red & Black  
Country Freight Station**  
30-90004 \$39.95  
Measures: 9" x 5 1/2" x 5"



**Gray & Maroon  
Trackside Yard Tower**  
30-90006 \$29.95  
Measures: 4" x 4" x 7 1/2"



**Conway Yards  
O Scale Yard Master Tower**  
30-90167 \$54.95  
Measures: 8 1/4" X 7 7/8" X 11 1/2"



**Brown & Black  
Elevated Gate Tower**  
30-9097 \$29.95  
Measures: 3 1/2" x 2 1/2" x 5 3/4"




**Union Pacific - Switch Tower**  
30-9048 \$49.95  
Measures: 6 1/8" x 10 1/2" x 9"

**Pennsylvania - Switch Tower**  
30-9031 \$49.95  
Measures: 6 1/8" x 10 1/2" x 9"



**Mustard & Red - Work House #1**  
30-90008 \$29.95  
Measures: 8 5/8" x 4 7/16" x 4 7/8"



**Brown - Work Office**  
30-90012 \$39.95  
Measures: 11 1/2" x 3" x 4"

**Flickering  
Fire**



**Orange - Yard Office**  
30-90013 \$39.95  
Measures: 11" x 6 11/16" x 3 3/8"



**Capital Star Saloon  
2-Story Hotel Building**  
30-90274 \$39.95  
Measures: 6 1/2" x 8" x 8 5/8"

**Patterson & Co. Mining Bureau  
2-Story Store Front Building**  
30-90275 \$39.95  
Measures: 6 1/2" x 8" x 8 5/8"



**Post Office**  
30-90257 \$34.95  
Measures: 9 1/4" x 6 1/8" x 5"



**Santa's Workshop**  
30-90256 \$34.95  
Measures: 9 1/4" x 6 1/8" x 5"

Accessories

# Buildings



**Maroon & Yellow - #6 Farm House**  
30-90253 \$39.95  
Measures: 7 1/2" x 7 1/2" x 7"



**Maroon w/Black Shutters - #4 Country House**  
30-90242 \$39.95  
Measures: 9 5/8" x 5" x 7"




**Red & Dark Blue - Row House #1**  
30-90247 \$34.95  
Measures: 7 7/8" x 4 5/8" x 7"



**Blue & Green - Row House #1**  
30-90248 \$34.95  
Measures: 7 7/8" x 4 5/8" x 7"



**Blue & Yellow 3-Story Town House #2**  
30-90240 \$39.95  
Measures: 6 3/8" x 3 15/16" x 7 1/8"



**Light Blue & Maroon 3-Story Town House #2**  
30-90239 \$39.95  
Measures: 6 3/8" x 3 15/16" x 7 1/8"



**Dark Green & Black 3-Story Town House #2**  
30-90238 \$39.95  
Measures: 6 3/8" x 3 15/16" x 7 1/8"



**Gray & White - Out House**  
30-90001 \$12.95  
Measures: 1 3/16" x 1 5/16" x 2 7/16"



**White & Red - #5 Country Church**  
30-90057 \$29.95  
Measures: 7 7/8" x 4 5/8" x 10 9/16"



**Blue & White - Telephone Shanty**  
30-90002 \$12.95  
Measures: 2" x 1 5/16" x 2 11/16"



**Gray & Blue - #6 Farm House**  
30-90254 \$39.95  
Measures: 7 1/2" x 7 1/2" x 7"



**Blue w/Green Shutters - #4 Country House**  
30-90241 \$39.95  
Measures: 9 5/8" x 5" x 7"



**Stainless Mobil Home**  
30-90005 \$29.95  
Measures: 7 1/8" x 2 3/8" x 2 3/4"



**Turquoise & White Stainless Mobile Home**  
30-90108 \$29.95  
Measures: 7 1/8" x 2 3/8" x 2 3/4"



**Salmon & White Stainless Mobile Home**  
30-90109 \$29.95  
Measures: 7 1/8" x 2 3/8" x 2 3/4"

# Buildings



**Pennsylvania - Engine Shed**  
30-90083 \$99.95  
Measures: 24" x 8 1/2" x 13 1/2"



**Single Stall Engine Shed**  
30-90267 \$79.95  
Measures: 24" x 5 1/2" x 13 1/2"



**Pennsylvania Single Stall Engine Shed**  
30-90268 \$79.95  
Measures: 24" x 5 1/2" x 13 1/2"



**Red & White - Barn**  
30-9072 \$69.95  
Measures: 16 1/2" x 18 3/4" x 9 1/2"



**Montrose Flouring Mill Dry Goods Transfer Warehouse**  
30-90273 \$59.95  
Measures: 13 1/2" x 8 1/4" x 9 1/8"



**Gray Stone - Grainery**  
30-90188 \$59.95  
Measures: 10 1/4" x 7" x 11 1/8"



**Union Pacific - Train Depot**  
30-90308 \$49.95  
Measures: 11 1/2" x 7 3/4" x 4 3/4"



**Union Pacific - Operating Watchman's Shanty**  
30-9162 \$59.95  
Measures: 4 1/2" x 5 15/16" x 4 1/8"  
(requires No. 40-1029 Insulated Track Section for activation)



**Maroon and Cream - Country Passenger Depot**  
30-90303 \$49.95  
Measures: 13" x 8 5/8" x 6 3/4"




**Tan and Green - Country Passenger Depot**  
30-90302 \$49.95  
Measures: 13" x 8 5/8" x 6 3/4"



**Pennsylvania Operating Watchman's Shanty**  
30-9147 \$59.95  
Measures: 4 1/2" x 5 15/16" x 4 1/8"  
(requires No. 40-1029 Insulated Track Section for activation)

Each time a train approaches, watchman with lantern rushes out of his shanty to stop traffic

# Buildings



**Dark Red Stone - Passenger Station w/dual Platforms**  
30-90094 \$89.95  
Measures: 39" x 10 1/2" x 8 1/2"



**Red - Passenger Station w/dual Platforms**  
30-9014 \$89.95  
Measures: 39" x 10 1/2" x 8 1/2"



**Brown w/gray roof - Passenger Station Platform**  
30-9006 \$19.95  
Measures: 10" x 3 1/2" x 4"



**Gray w/Green Roof - Passenger Station Platform**  
30-90315 \$19.95  
Measures: 10" x 3 1/2" x 4"



**Elevated Station Platform**  
30-90027 \$29.95  
Measures: 13 1/2" x 5 1/2" x 4"



**RailTown - Operating Station Platform**  
30-9163 \$59.95  
Measures: 10" x 3 1/2" x 4"



**New York Central - Operating Station Platform**  
30-9164 \$59.95  
Measures: 10" x 3 1/2" x 4"



**Coors Brewing Company Operating Freight Platform**  
30-9161 \$59.95  
Measures: 9 3/4" x 3 1/2" x 3 3/4"

© 2009 Molson Coors Global Properties, LLC Coors trademarks are properties of Molson Coors Global Properties, LLC, used under license by M.T.H. Electric Trains  
\*Limited Edition Adult Collectible-This licensed product is intended for purchase and enjoyment by individuals of legal purchase age for alcohol beverages.\*




**Pittsburgh Brewing Company Operating Freight Platform**  
30-90189 \$59.95  
Measures: 9 3/4" x 3 1/2" x 3 3/4"



**North Pole Operating Freight Platform**  
30-9160 \$59.95  
Measures: 9 3/4" x 3 1/2"



**The Old Reading Brewing Company Operating Freight Platform**  
30-90190 \$59.95  
Measures: 9 3/4" x 3 1/2" x 3 3/4"



**Main Street - Country Passenger Station**  
30-90081 \$59.95  
Measures: 18 5/8" x 7 3/8" x 6 5/8"

**North Pole - Country Passenger Station**  
30-90245 \$59.95  
Measures: 18 5/8" x 7 3/8" x 6 5/8"



**Myerstown - Country Passenger Station**  
30-9051 \$59.95  
Measures: 18 5/8" x 7 3/8" x 6 5/8"

# Buildings



**Valley Hardware - Country Store**  
30-90299 \$44.95  
Measures: 8 7/8" x 5 1/8" x 5 1/2"



**County Jail - Jail House**  
30-90014 \$29.95  
Measures: 4 1/4" x 4 1/8" x 3 7/8"



**Cream & Dark Gray - Power Station**  
30-90003 \$29.95  
Measures: 4 1/4" x 4 1/8" x 3 7/8"



**Railtown General Store - Country Store**  
30-90298 \$44.95  
Measures: 8 7/8" x 5 1/8" x 5 1/2"



**Dockside Bill's Seafood Small Country Store**  
30-90296 \$39.95  
Measures: 7 1/2" x 3 1/2" x 3 1/8"



**Louie's Philly Style Subs - Small Country Store**  
30-90297 \$39.95  
Measures: 7 1/2" x 3 1/2" x 3 1/8"



**Esso - Country Gas Station**  
30-90301 \$49.95  
Measures: 11" x 10 1/16" x 5 3/16"



**Shell - Country Gas Station**  
30-90300 \$49.95  
Measures: 11" x 10 1/16" x 5 3/16"



**Gulf - Country Gas Station**  
30-90311 \$49.95  
Measures: 11" x 10 1/16" x 5 3/16"



**Full Throttle Bar & Grill - Road Side Stand**  
30-90292 \$39.95  
Measures: 8 1/2" x 5 7/16" x 4 1/4"



**Big Cletus' Bar-B-Que - Road Side Stand**  
30-90294 \$39.95  
Measures: 8 1/2" x 5 7/16" x 4 1/4"



**Fishing Hole Bait & Tackle - Road Side Stand**  
30-90295 \$39.95  
Measures: 8 1/2" x 5 7/16" x 4 1/4"



**Regina's Soft Ice Cream - Road Side Stand**  
30-90293 \$39.95  
Measures: 8 1/2" x 5 7/16" x 4 1/4"

Accessories

# Buildings



**Gray & Black - Police Station**  
30-9099 \$59.95  
Measures: 13 1/4" x 8 3/8" x 10"



**Gray & White - Public Works Building**  
30-90007 \$69.95  
Measures: 14 1/8" x 9 7/8" x 8 1/8"



**Harley-Davidson® - Motorcycle Dealership**  
30-90111 \$59.95  
Measures: 9 3/8" x 9 3/8" x 6 3/8"

 © 2009 H-D, All Rights Reserved.



**RailTown City Bank - Bank w/Coin Slot**  
30-90223 \$59.95  
Measures: 9 1/2" x 17 15/16" x 9 1/8"



**Operating Transfer Dock**  
30-9110 \$149.95  
Measures: 18 7/8" x 10 3/16" x 9 3/4"

### Features

- Intricately Detailed ABS Construction
- Fully Assembled
- Fully Painted
- Lighted Interior
- Operating Dock Workers Move Freight



**Pittsburgh Brewing Co. Brewery w/Operating Smoke**  
30-90168 \$99.95  
Measures: 19 3/8" x 8 5/16" x 6 5/8"

### Features

- Intricately Detailed ABS Construction
- Fully Assembled
- Fully Painted
- Lighted Interior
- Opening Doors
- Operating Smoke Unit
- Operates With Any Transformer

### Coors Brewing Company w/Operating Smoke

30-90220 \$99.95  
Measures: 19 3/8" x 8 5/16" x 6

© 2009 MillerCoors, LLC. All rights reserved. Produced under license by M.T.H. Electric Trains. This licensed product is intended for adults of legal drinking age.



**Coney Island Hot Dogs Fast Food Restaurant Stand**  
30-90309 \$59.95  
Measures: 14 1/2" x 12" x 7 1/2"




**Pizza Palace Fast Food Restaurant Stand**  
30-90310 \$59.95  
Measures: 14 1/2" x 12" x 7 1/2"



Siren wails, lights flash, fireman slides down pole, door opens and fire truck races off to the fire

**Engine Company 49 Operating Firehouse**  
30-9157 \$149.95  
Measures: 16 5/8" x 15 3/8" x 12 3/8"

# Buildings



**Grubba & Co. Paper Shredders - 3-Story City Building**  
30-90224 \$39.95  
Measures: 12 3/4" X 6 5/16" X 9"



**Green - 3-Piece Building Fire Escape Set**  
30-90258 \$14.95  
Measures: 5 1/2" Wide



**Renee's Packaged Goods Liquor Store 3-Story City Building**  
30-90225 \$39.95  
Measures: 12 3/4" X 6 5/16" X 9"



**M.T.H. Train Store 3-Story City Building w/Blinking Sign**  
30-90049 \$59.95  
Measures: 12 3/4" X 6 5/16" X 9"



**Dewey, Cheetum & Howe 3-Story City Building w/Fire Escape & Blinking Sign**  
30-90154 \$59.95  
Measures: 12 3/4" X 6 5/16" X 9"



**Chippie's 72 Steakhouse - City Building 1 Single Story Addition**  
30-90318 \$24.95  
Measures:



**NEW! Luncheonette - City Building 1**  
30-90319 \$59.95  
Measures:



**NEW! Chippie's 72 Steakhouse - City Building 1**  
30-90317 \$59.95  
Measures:



**Luncheonette - City Building 1 Single Story Addition**  
30-90320 \$24.95  
Measures:



**NEW! Boxwell Funeral Home - City Building 2**  
30-90321 \$59.95  
Measures:



**Boxwell Funeral Home - City Building 2 Single Story Addition**  
30-90322 \$24.95  
Measures:



**Ilene Wright Chiropractic Corner Building w/Blinking Sign**  
30-90231 \$49.95  
Measures: 9 7/8" x 7 7/16" x 7 1/16"



**Ben Dover Proctologist Corner Building w/Blinking Sign**  
30-90230 \$49.95  
Measures: 9 7/8" x 7 7/16" x 7 1/16"



**Anita Mann Dating Service Opposite Corner Building w/Blinking Sign**  
30-90233 \$49.95  
Measures: 9 7/8" x 7 7/16" x 7 1/16"



**Owen Cash Pawn Shop - Opposite Corner Building w/Blinking Sign**  
30-90232 \$49.95  
Measures: 9 7/8" x 7 7/16" x 7 1/16"




**NEW! Camden Tool & Die Company - City Building 2**  
30-90323 \$59.95  
Measures:



**Camden Tool & Die Company - City Building 2 Single Story Addition**  
30-90324 \$24.95  
Measures:

# Buildings

**Susquehanna Hat Company  
6-Story Department Store**  
30-90269 \$89.95  
Measures:  
9 3/8" x 9 3/8" x 15 7/8"



**York Avenue Hotel  
5-Story Hotel w/Blinking Sign**  
30-90278 \$69.95  
Measures: 12 3/4" X 6 5/16" X 13 1/2"



**Down By the River Outdoor Store  
6-Story Department Store**  
30-90270 \$89.95  
Measures: 9 3/8" x 9 3/8" x 15 7/8"



**Howard Street Hotel  
5-Story Hotel w/Blinking Sign**  
30-90279 \$69.95  
Measures: 12 3/4" X 6 5/16" X 13 1/2"



**Movie Theater**  
30-9054 \$99.95  
Measures: 18 5/8 x 7 3/8 x 6 5/8




**Greyhound® - Die-Cast Bus**  
30-50040 \$29.95  
Measures: 8" x 1 15/16" x 2 1/8"



**Greyhound® - Bus Station**  
30-9040 \$129.95  
Measures: 16 1/2" x 18 3/4" x 9 1/2"

**Gulf - Operating  
Storage Tank Station**  
30-90313 \$179.95  
Measures: 16 1/8" x 5" x 8 1/8"



**Gulf - Tank Filling Station**  
30-90312 \$49.95  
Measures: 16 1/8" x 5" x 8 1/8"



## Rugged - Realistic - Reliable

At M.T.H. we believe a track system should allow your model railroad empire to grow. The RealTrax system includes 72 different components for maximum expansion capabilities. You'll find bridges, curves of all sizes, elevated and graduated trestles, crossovers, and every straight and curved configuration you'll need to create your own model railroad empire. And every piece of RealTrax is rugged, realistic, and reliable so you can have fun running your trains.

### Rugged

Because most toy train empires begin on a carpet or floor, RealTrax is designed to hold up to the rigors of childhood play. Strong snap-together connections make it easy to assemble or change a layout in minutes. And the built-in roadbed helps keep dirt on the floor away from the wheels and gears of your trains.



### Realistic

With its realistic cross-ties and ballasted roadbed, RealTrax looks like the mainline track used by heavy freights and high-speed passenger trains. Unlike older O gauge track with a round cross section, RealTrax uses flat-top "T"-rail like a real railroad.



### Reliable

Nickel silver rail ensures that RealTrax will never rust. Spring-loaded phosphor bronze contacts provide superior electrical connections between track sections. The contacts are spring loaded to maintain a solid connection over time and are highly resistant to corrosion of any kind. Similar materials are used in many electrical connections around your home, such as lamps, battery-operated appliances, and electrical outlets.

RealTrax switches feature the same durable construction as regular RealTrax sections and utilize long-lasting switch motors that provide precise throws every time. The reversible motor mechanism quickly snaps onto the other side of the switch if space is a problem. No disassembly of the switch is required! Lighted switch controllers allow you to throw a switch remotely from a distance, and lights on the controller indicate which direction the switch is thrown - green for straight and red for curved.



**REALTRAX**  
BY M.T.H. MODEL TRAINS

IT TAKES **EIGHT O-31 CURVES** TO MAKE A CIRCLE.  
IT TAKES **TWELVE O-42 CURVES** TO MAKE A CIRCLE.  
IT TAKES **TWELVE O-54 CURVES** TO MAKE A CIRCLE.  
IT TAKES **SIXTEEN O-72 CURVES** TO MAKE A CIRCLE.  
IT TAKES **SIXTEEN O-82 CURVES** TO MAKE A CIRCLE.

**RealTrax 3.5" Track Section**  
40-1018 \$3.50

**RealTrax 4.25" Track Section**  
40-1017 \$3.50

**RealTrax 5.0" Track Section**  
40-1016 \$3.50

**RealTrax 5.5" Track Section**  
40-1012 \$3.50

**RealTrax 10" Straight Track Section**  
40-1001 \$3.99

**RealTrax - 10" Ground Track (2 pieces per pack)**  
40-1068-2 \$7.99

## Crossover & Operating Sections

**RealTrax - 90\* Crossover Track**  
40-1006 \$19.95

**RealTrax - 45\* Crossover Track**  
40-1007 \$19.95

**RealTrax - Operating Track Section**  
40-1008 \$29.95

**RealTrax - Adapter Track Section**  
40-1011 \$7.99

**RealTrax - 10" Insulated Straight Track Section Set**  
40-1029 \$7.99

**RealTrax - 30" Straight Track Section**  
40-1019 \$10.99

**RealTrax O-31 Half Curve Track**  
40-1022 \$3.50

**RealTrax O-42 Half Curve Track**  
40-1045 \$3.99

**RealTrax O-54 Half Curve Track**  
40-1057 \$4.99

**RealTrax O-72 Half Curved Track Section**  
40-1049 \$4.99

**RealTrax O-31 Curved Track Section**  
40-1002 \$3.99

**RealTrax O-42 Curved Track Section**  
40-1042 \$3.99

**RealTrax - O-54 Curved Track Section**  
40-1054 \$4.99

**RealTrax- O-72 Curved Track Section**  
40-1010 \$4.99

**RealTrax- O-82 Curved Track Section**  
40-1082 \$5.99

**RealTrax - O-31 Switch (RH)**  
40-1004 \$59.95

**RealTrax - O-31 Switch (LH)**  
40-1005 \$59.95

**RealTrax - O-42 Switch (RH)**  
40-1043 \$64.95

**RealTrax - O-42 Switch (LH)**  
40-1044 \$64.95


**RealTrax - O-54 Switch (L)**  
40-1056 \$69.95

**RealTrax - O-54 Switch (R)**  
40-1055 \$69.95

**RealTrax - O-72 Switch (RH)**  
40-1020 \$79.95

**RealTrax - O-72 Switch (LH)**  
40-1021 \$79.95


**RealTrax - O-72 Wye Switch**  
40-1068 \$79.95



**RealTrax - 24-Piece Graduated Trestle System**  
40-1033 \$39.95




**RealTrax - 8-Piece Elevated Trestle System**  
40-1034 \$24.95



**8 Piece Elevated Subway Trestle Set**  
40-1047 \$24.95



**RealTrax - Non-Slip Track Pads (50/pack)**  
40-1046 \$7.95



**RealTrax - Track Clips (24)**  
40-1041 \$7.95

**RealTrax - Lighted Lockon**  
40-1003 \$4.99




**RealTrax - Track Activation Device (I.T.A.D.)**  
40-1028 \$19.95




**RealTrax - Lighted Bumper**  
40-1024 \$12.95

## Layout Builders




**RealTrax - Grade Crossing**  
40-1009 \$9.95

**RealTrax - Layout Builder (8 Pcs)**  
40-1023 \$24.95  
(Contains: (2) 3.5" Half Tracks, (2) 4.25" Half Tracks, (2) 5.0" Half Tracks, (2) 5.5" Half)



**RealTrax - Figure 8 Layout Builder**  
40-1025 \$49.95  
(Contains: (4) 0-31 Curves, (4) 10" Straights, (1) Lighted Lockon, (1) 90 Degree Crossover)



**RealTrax Right Hand Track Siding Layout Builder**  
40-1027 \$84.95  
(Contains (1) Right-Hand 0-31 Switch, (4) 10" Straights, (1) 0-31 Curve, (1) RealTrax™ Bumper)

**RealTrax Left Hand Track Siding Layout Builder**  
40-1026 \$84.95  
(Contains (1) Left-Hand 0-31 Switch, (4) 10" Straights, (1) 0-31 Curve, (1) RealTrax Bumper)



**RealTrax O-72 Wye Switch Spur Layout Builder**  
40-1069 \$134.95

**O Bridge Girder - Rust**  
40-1032 \$24.95  
**O Bridge Girder - Silver**  
40-1014 \$24.95  
**O Bridge Girder - Black**  
40-1051 \$24.95  
Measures:  
12 3/8" x 7 3/16" x 9 1/16"



**100 WATT POWER SUPPLY!**



**Power & Track Pack**  
40-1071 \$149.95



**O 2-Track Steel Arch Bridge - Rust**  
40-1058 \$99.95  
**O 2-Track Steel Arch Bridge - Silver**  
40-1062 \$99.95  
**O 2-Track Steel Arch Bridge - Black**  
40-1060 \$99.95  
Measures: 30" x 5 1/8" x 14"



**O 2-Track Bridge Girder - Rust**  
40-1059 \$34.95  
**O 2-Track Bridge Girder - Silver**  
40-1063 \$34.95  
**O 2-Track Bridge Girder - Black**  
40-1061 \$34.95




**O Steel Arch Bridge - Rust**  
40-1031 \$69.95  
**O Steel Arch Bridge - Silver**  
40-1013 \$69.95  
**O Steel Arch Bridge - Black**  
40-1050 \$69.95  
Measures: 30" x 5 1/8" x 14



**O Subway Trestle Bridge**  
40-1048 \$19.95



**90 Degree 031 Curved Tunnel**  
40-1072 \$59.95  
**90 Degree 036 Curved Tunnel**  
40-1073 \$64.95



**Tunnel Portal - Double**  
40-9015 \$19.95



**Tunnel Portal - Single**  
40-9014 \$14.95

**TRACK, TRAIN & TRESTLES NOT INCLUDED**

**FULLY SCENICED, READY TO USE!**






**Over & Under Tunnel**  
40-1070 \$59.95

# ScaleTrax™

ScaleTrax™ by MTH Electric Trains is the ultimate track layout solution for which detail-oriented scale 3-rail model railroaders are searching. No longer will an O Gauge modeler have to accept the “tubular” track look because ScaleTrax™ offers maximum accuracy and the exceptional quality of MTH products. They are perfect for your authentic looking layout.

Each ScaleTrax™ track section features two solid extruded authentically profiled Nickel Silver rails and one inconspicuous solid extruded center rail - all affixed to accurately sized and spaced track ties. No longer will your consists ride too high off the ground. Best of all, the end-of-rail electrical connectors come pre-welded to the underside of each section. There simply is no need to plug in your soldering iron when using ScaleTrax™.

Whether assembling your first layout, adding to a present layout, or replacing your old track, ScaleTrax™ is the most rugged, realistic, scale proportioned, easy-to-use 3-rail scale O-gauge track system available.



**ScaleTrax™ - 10" Straight Track Section**  
45-1001 \$3.99



**ScaleTrax™ - 30" Track Section**  
45-1019 \$10.99




**ScaleTrax™ - 30" FlexTrack Section**  
45-1049 \$9.95


## Crossover Sections




**ScaleTrax™ - 22.5\* Crossing**  
45-1015 \$19.95



**ScaleTrax™ - 90\* Crossing**  
45-1005 \$19.95




**ScaleTrax™ 45\* Crossing**  
45-1006 \$19.95




**ScaleTrax™ - 15" Operating Track Section**  
45-1035 \$19.95




**ScaleTrax™ - O-31 Curved Track Section**  
45-1002 \$3.99



**ScaleTrax™ - O-54 Curved Track Section**  
45-1007 \$3.99



**ScaleTrax™ - O-72 Curved Track Section**  
45-1010 \$4.99



**ScaleTrax™ - O-80 Curved Track Section**  
45-1034 \$5.99




**ScaleTrax™ - No. 6 Switch (LH)**  
45-1052 \$69.95

**ScaleTrax™ - No. 6 Switch (RH)**  
45-1053 \$69.95




**ScaleTrax™ - No. 4 Switch (LH)**  
45-1050 \$59.95

**ScaleTrax™ - No. 4 Switch (RH)**  
45-1051 \$59.95




**ScaleTrax™ - O-31 Switch (RH)**  
45-1004 \$49.95

**ScaleTrax™ - O-31 Switch (LH)**  
45-1003 \$49.95



**ScaleTrax™ - O-72 Switch (RH)**  
45-1020 \$49.95

**ScaleTrax™ - O-72 Switch (LH)**  
45-1021 \$49.95



**ScaleTrax™ - O-54 Switch (RH)**  
45-1009 \$49.95

**ScaleTrax™ - O-54 Switch (LH)**  
45-1008 \$49.95



**ScaleTrax™ - Lockon**  
45-1033 \$3.99



**ScaleTrax™ Bumper**  
45-1025 \$15.95



**ScaleTrax™ ITAD**  
45-1028 \$29.95

ScaleTrax

# Transformers



While the power pack that comes with every RailKing Ready-To-Run set provides plenty of power to operate your set & several additional cars, you'll find as you add more track, cars, & accessories to your layout that you need more power to keep everything running. Fortunately, RailKing has you covered.

If you want to power up gradually, you can purchase additional 50-watt Z-500™ or 100 watt Z-1000™ transformers as the need arises. Featuring a U.L. approved design, each model utilizes a separate controller which contains bell, horn & direction buttons that can control any manufacturer's locomotives & sound systems including Proto-Sound equipped steam, diesel & electric locomotives.

If you want to max out your power potential, the 400-watt Z-4000® is the most powerful transformer to receive the UL-listing for the model railroading hobby. The Z-4000 has two separate throttles to let you power two different tracks, & it has two fixed power outputs you can use for operating accessories. A single Z-4000 will power a lot of layout.

## 400 WATTS!

The Most **POWERFUL**

U.L. Listed Transformer!



**Z-4000 Transformer**  
40-4000 \$429.95

### Features

- U.L. Listed to U.S. & Canadian Standards
- Pure Sine AC Wave Power Signal
- (2) 21 Volt Variable Track Outputs
- (1) 14 Volt Fixed Output
- (1) 10 Volt Fixed Output
- Internal Cooling Fan
- On/Off Power Switch
- Power and Overload Indicator Lights

- Compatible As A Power Source For All O Gauge AC-Powered Locomotives & Accessories
- Circuit Breaker Protection For Each Output
- Voltage LED Displays
- Amperage LED Displays
- Measures: 8 3/4" x 14 3/4" x 11 1/8"

### Z-500 Features

- U.L. Approved AC Power Supply
- 50 Watts Max Power Output
- Controller LED On Light
- Smooth Operating Throttle Knob
- Built-In Circuit Breaker Protection
- Individual Bell, Horn and Direction Buttons



**Z-500™ Transformer**  
40-500 \$59.95

Perfect for Lighted Accessory Power Needs!



**Z-DC1™ Transformer**  
40-200 \$19.95

### Z-DC1 Features

- U.L. Approved DC Power Supply
- 20 Watts Max Power Output
- Smooth Operating Throttle Knob
- Built-In Circuit Breaker Protection



**Z-1000 Transformer**  
40-1000 \$99.95

The most reliable entry level Ready-to-Run train set transformer you can find, the Z-500 boasts 50 watts of power in a U.L. approved design. Its robust design will provide years of service & power enough for any starter set to a moderate size layout. Available in some RailKing starter sets and sold separately, the Z-500 is the perfect solution to start an O Gauge layout.

The Z-1000 shares the 500's controller but we've upped the power to 100 watts and added separate 14v Accessory Ports so that trackside lights, buildings or switches can be powered with consuming your on-track power. The Z-1000 is the preferred power supply for model railroads that start small and then expand. It can be found in most RailKing Ready-to-Run starter sets.


### Z-1000 Features

- U.L. Approved AC Power Supply
- 100 Watts Max Power Output
- Controller LED On Light
- Smooth Operating Throttle Knob
- Built-In Circuit Breaker Protection
- Individual Bell, Horn and Direction Buttons
- 14v Accessory Port

### Why the U.L. Listing?

M.T.H. Electric Trains is committed to manufacturing safe, U.L. approved transformers and power supplies. By subjecting our transformers to the strenuous tests and requirements of the U.L. laboratories, M.T.H. helps ensure that these products meet the same requirements as other consumer electronics sold today. When choosing a new transformer, model railroaders should only look for those that have received a U.L. listing.

**TIU/Barrel Jack Adapter Cable**  
50-1017 \$9.95



DCS™ users who don't need a conventional transformer and controller can use this 100 watt power supply for small and moderate sized layouts. Featuring a U.L. approved design & separate 14v AC Accessory Port, its robust design will provide years of service. Use the optional TIU/Barrel Jack adapter to make connecting it to the DCS Track Interface Unit quick and easy.

**100-Watt Accessory Power Supply**  
40-1000a \$79.95



**RealTrax Wire Harness**  
40-1015 \$4.99  
**Wire Harness**  
40-1020 \$3.99



# SIMPLY THE BEST WAY TO RUN A RAILROAD

THIS REMOTE IS **SIMPLE**.  
 IT SPEAKS **ENGLISH, NOT ICONS**.  
 IT CAN BE **OPERATED EASILY WITH ONE HAND**.  
 IT CAN BE **UPGRADED FOR FREE OVER THE INTERNET**.



It can run over 900\* Proto-Sound® 2.0 engines and every Lionel®, Atlas, Weaver, and Third Rail TMCC®, EOB, or Legacy™ engine ever made — and run 99 of them at the same time, on the same track, independently, in command mode.

It can also **RUN ALL CONVENTIONAL AC LOCOMOTIVES** without the purchase of any additional hardware.

With the addition of an Accessory Interface Unit (AIU), it can **OPERATE ANY O SCALE ACCESSORY OR SWITCH**.

It can create scenes and routes that are triggered with one push of a button.

## WHAT CAN YOUR REMOTE DO?

\* Number of different Proto-Sound® 2.0 engines cataloged through the 2009 Volume 1 MTH catalog.

While all TMCC features can be accessed by the DCS handheld remote, at present some Legacy features cannot be accessed by the DCS remote.



**EVERY PROTO-SOUND 2.0 TRAIN SET LOCOMOTIVE IS ALREADY EQUIPPED TO RUN ON DCS**

## Command Control Explained

In conventional operation, an AC or DC transformer varies track voltage to adjust engine speed and direction. Command systems such as DCS, however, put a constant voltage on the track (around 18 volts for DCS) and vary speed by telling each engine how much of that voltage to use. Command control allows different engines to do different things — like run at different speeds, go in different directions, or make different sounds — even when they are on the same track.

In the DCS system, commands such as speed, direction, and sound control are sent as radio signals from the handheld throttle to a TIU (track interface unit). The TIU translates those radio signals into digital information that is sent through the rails and picked up by a receiver in the appropriate engine —

telling it to go, for example, 37 miles per hour, blow the whistle, smoke more heavily, or any other command. DCS locomotives can also send information back to the handheld to let the operator know what they're doing.

A unique feature of DCS is the ability to control the other major command systems used by 3-rail O gauge modelers, Lionel's TrainMaster® Command Control (TMCC®) and Legacy™ systems. With the addition of a Lionel command base, the DCS handheld can control engines from all systems on the same track at the same time.

The new TIU/TMCC-Legacy Connector Cable also allows you to run both the DCS and Legacy systems simultaneously on your layout, using both the DCS and Legacy handheld remotes.

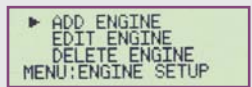
## New! DCS 4.02

DCS 4.02, the latest DCS software upgrade, is now available as a free download and is fully compatible with all DCS systems and every Proto-Sound 2.0 engine ever made. DCS 4.02 features new engine control options; allows the DCS handheld to emulate virtually every feature of the TMCC CAB-1® handheld; and allows the user to back up data on the DCS handheld to a personal computer — and clone that data to another DCS handheld if desired.

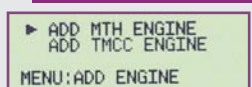
For more information on DCS 4.02 and the entire DCS system, go to [www.protosound2.com](http://www.protosound2.com)

**INTUITIVE MENUS ALLOW YOU TO PROGRAM, SELECT, AND CONTROL ENGINES, SWITCHES, AND ACCESSORIES.**

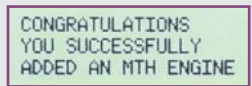
**1** Go to the engine setup menu



**2** Choose your engine type



**3** DCS will "look" for Proto-Sound® or TMCC command-equipped engines on your layout. When it finds one, it adds it onto your remote and tells you when it's done.



DCS

## DCS COMPONENTS



**DCS Accessory Interface Unit (AIU)**  
50-1004 \$99.95



**DCS Remote Control - Handheld Unit**  
50-1002 \$149.95



**DCS Remote Control System**  
50-1001 \$299.95

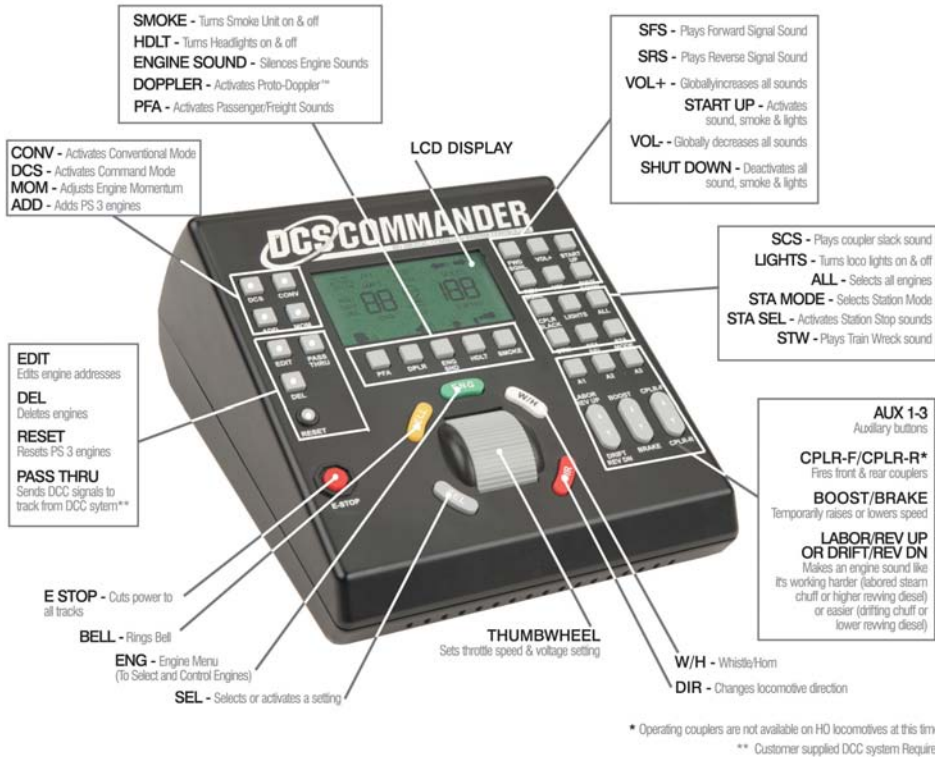


**DCS Track Interface Unit (TIU)**  
50-1003 \$179.95

- Proto-Sound Battery** 50-1008 \$9.95
- AA NiCad Proto-Sound Battery** 50-1024 \$9.95
- Proto-Sound 2.0 Battery Charger** 50-1019 \$14.95
- TIU/TMCC 6' Connector Cable** 50-1018 \$19.95
- 6' Mini-to-Mini Cable** 50-1009 \$9.95
- TIU/Barrel Jack Adapter Cable** 50-1017 \$9.95
- 24-Port Terminal Block** 50-1020 \$29.95
- 12-Port Terminal Block** 50-1014 \$19.95
- Video Guide To DCS - DVD** 60-1191 \$19.95

# MORE FEATURES

## Than Analog DC or DCC Command Control



The next generation of the DCS Digital Command System is here. The all-new DCS Commander brings a less expensive, but powerful command control device to your O Gauge and HO DC powered layouts. Connect a DCS Commander between the wires of your existing DCC system or DC power supply to the track and you can switch back and forth between DCS and Analog DC operating modes with just a push of a button.

Because many M.T.H. Proto-Sound 2.0\*\* locomotives can operate on both AC or DC current, the DCS Commander may be the affordable DCS command control option you've been looking for. Available alone or bundled with a 100 watt power supply, The DCS commander outputs 18 volts of DC power and includes a built-in 5amp resettable breaker making it a perfect

solution for small M.T.H. O Gauge layouts exclusively running Proto-Sound 2.0\*\* locomotives.

For HO operators, the DCS Commander Controller Set is a perfect power solution for almost any size HO layout. HO operators whose layouts are already outfitted with a DC power supply can choose the individual DCS Commander and plug their existing power supply right into the Commander's power inputs.

The DCS Commander provides the user with intuitive control of multiple Proto-Sound 2.0\*\* or later equipped locomotives. For each locomotive, more than 32 functions are available at the touch of a single clearly-labeled button.



Perfect for Any Proto-Sound 2.0 Equipped Train Set!

### Features Include:

- Speed adjustment in one-scale mile-per-hour steps
- Independent feature control: tune your engines' sound, lights, smoke and acceleration/deceleration settings
- Smoke On/Off
- Doppler Sounds: simulate the classic sound effect of a train approaching and then whizzing past
- Accent Sounds: activate any one of 7 individual sounds, including signal forward and reverse sounds, coupler slack, engine start-up and shut-down, engine labor and engine drift
- Activate Passenger Station and Freight Yard Sounds
- Individual locomotive control: select up to 99 Proto-Sound 2.0 or later engines

- Selectable control mode configurations: choose between analog DC, DCC and DCS operating modes
- Track Signal Test: test your layout's signal strength using the built-in signal strength analyzer.
- Proto-Whistle Quillable Sound Activation: access the built-in Proto-Whistle quillable sounds\*\*\* found inside your Proto-Sound 2.0 or later locomotives and using the thumbwheel to "play" your locomotive's whistle just like a real engineer!
- Access Whistle Signal Sounds: activate grade crossing whistle signals\*\*\*\* on your Proto-Sound 2.0 or later equipped locomotive

\*\* Requires Proto-Sound 2.0 Locomotive onboard 3-volt system or Proto-Sound 3.0 locomotive onboard system. Proto-Sound 2.0 3-volt systems are identified by their square battery charging jack on the locomotive chassis. See the locomotive's operator's manual for the exact location of the charging jack.

\*\*\* Proto-Whistle quillable sounds not found in all Proto-Sound 2.0 or later equipped locomotives. Refer to your locomotives operator's manual to determine if your locomotive is equipped with Proto-Whistle quillable sounds.

\*\*\*\*Proto-Whistle grade crossing signals not found in all Proto-Sound 2.0 or later equipped locomotives.



**DCS Commander Controller**  
 50-1028 \$149.95

**DCS Commander System w/100 Watt Power Supply**  
 50-1029 \$229.95

# M.T.H. RailRoders Club

## JOIN THE CLUB

There are SIX different types of memberships, based on the style of model railroading that most interests you. JOIN ONLINE! IT'S EASY - JUST GO TO [WWW.MTHTRAINS.COM](http://WWW.MTHTRAINS.COM)

### RailKing Membership



30-78093 MTHRRC Reefer Car - 19th Century RailKing Membership is \$50.00

### Premier Membership



20-97687 Canadian National 100 Ton Hopper Car Premier Membership is \$50.00

### Standard Gauge Tinplate Membership 500 Series



10-2238 MTHRRC 500 Series Std. Gauge Tank Car Tinplate 500 Series Membership is \$120.00

### O Gauge Tinplate Membership 2800 Series



10-8080 MTHRRC 2800 Series O Gauge Reefer Tinplate 2800 Series Membership is \$80.00

### Standard Gauge Tinplate Membership 500 Series



11-30032 Lionel Corp. 500 Series Std. Gauge Tank Car Lionel Corp. 500 Series Membership is \$120.00

### O Gauge Tinplate Membership 2800 Series



11-70019 Lionel Corp. 2800 Series O Gauge Reefer Lionel Corp. 2800 Series Membership is \$80.00

### One-Gauge Membership



70-73030 BNSF Unibody Tank Car One-Gauge Membership is \$100.00

### Basic Membership

60-1000 - The Basic Club Membership does not include a club car  
Basic Membership is \$25.00



## AS A MEMBER OF THE M.T.H. RAILRODERS CLUB YOU'LL RECEIVE:

### Limited-Edition Club Car



Each year we produce beautifully decorated cars exclusively for our Club members. Members automatically receive the car that matches their Club membership (RailKing®, Premier, Tinplate Traditions™ or One Gauge) & have the option to collect the other Club cars as well.

### RailWare™ Software CD-ROM



Use your computer to design track layouts, search the database of all M.T.H. products, look at our past catalogs, listen to Proto-Sound® 2.0 train effects, & much more. This CD retails for \$79.95, but is yours FREE as a Club member.

### The CrossingGate™ Club Magazine



You will receive our full color Club magazines, jam-packed with product news, ideas from other members, rail history, & step-by-step articles explaining how M.T.H. technology can bring your railroad to life.

### Club Card & Lapel Pin



Show the world your membership in this elite group of model railroaders with your high-quality embossed membership card & beautiful enamel lapel pin.

### Proto-Sound® 2.0 Upgrade Kits

Club members can save an additional 15% on these kits by visiting the MTHRRC web page.

### 1st Class Mailing of M.T.H. Catalogs

Club Members get all of our catalogs earlier than all our other mailing list members via First-Class mailings, so they can order from their local train store before the best items are sold out.



### Club Web Site

Visit [WWW.MTHTRAINS.COM](http://WWW.MTHTRAINS.COM) & type in your member number to gain access to the Club web site. Here you can exchange messages with other Club members, keep up with the latest news, & even build your own homepage.

## CARRY ON THE M.T.H. TRADITION WITH MEMORABILIA AND COLLECTIBLES

### MTH Promotional DVD



This interactive DVD is packed full of sights & sounds guaranteed to make you rethink how far the hobby of model

railroading has come. You'll learn about some of the most innovative products ever produced & marvel at the sophistication of a product line unmatched by other model train manufacturers.



### Previous Year Club Cars

MTHRRC members can still obtain earlier produced MTHRRC cars by visiting the MTHRRC pages on the website. Only MTHRRC members can get these cars!

### A Toy Train Story

This comprehensive book is a must for collectors & other lovers of toy trains. 350 pages & 1900 color photos, hard cover. Add this book to your membership for only \$25.00 (50% off the \$49.95 cover price!)









# DIGITAL COMMAND SYSTEM



...SIMPLY THE **BEST WAY** TO  
**RUN A RAILROAD**



**TRY IT** AT YOUR LOCAL  
**DCS DEMO CENTER**

OR LEARN MORE WITH A



**COMPLIMENTARY DVD**  
ON DCS AND M.T.H. TECHNOLOGY

Take your favorite Proto-Sound® 2.0 locomotive to any demo center and experience the additional features your engine has with DCS™ control.

TO FIND YOUR NEAREST DCS DEMO CENTER  
OR REQUEST YOUR COMPLEMENTARY DVD VISIT

**WWW.MTHTRAINS.COM**

